CHUELY 丘里



产品选型手册

K系列斜齿轮–螺旋锥齿轮减速机

上海丘里机械设备有限公司

性能特性:

☆ 产品采用了系列化、模块化的设计思想，有广泛的适应性，本系列产品有极其多的电机组合、安装位置和结构方案，传动比分级精细，转速型谱宽，满足不同的使用工况，实现机电一体化。

☆ R、K、F、S四大系列减速机采用单元结构模块化设计原理，大量减少了零部件种类和库存量，也大大的缩短了交货周期。部件通用性强，维护成本低，特别是生产线，只需备用内部几个传动件即可保证整线正常生产的维修保养。

☆ 减速器效率高达96%，振动小、噪音低、性能优越、密封性能好、可在有腐蚀、潮湿等恶劣环境中连续工作。

☆ 带筋的高刚性铸铁箱体，齿轮采用高耐磨优质合金材料并经特种热处理及精密磨齿加工，确保轴平行度和定位的精度，这一切构成了齿轮传动的完美结合。

Characteristics:

☆ R series rigid tooth flank helical gear units, K series helical-bevel gear units, F series parallel shaft helical gear units, S series helical-worm gear units, T series spiral bevel gear units, have the advantages of small volume and big transmission torque.

☆ Designed and manufactured on the basis of modular combined system, the gear units have abundant combinations of motor, mounting positions and structure projects, the classifying class of transmission ratio is detailed, which meets the requirements of different working situation and realize mechatronics.

☆ R, K, F, S four main series gear units utilize the design principle of unit structure module, which reduces the categories and stocks of parts, and shortens the delivery period.
High efficiency of drive, low consumption of power, and excellent performance.

☆ High rigidity cast iron housing with rib; the rigid tooth flank gear utilizes good-quality alloy steel, the surface is treated with carburizing quenching hardening treatment, refined processing of grounding, stable drive, low noise, big capacity of load, long using life.

选型指南:

☆ 减速机是按载荷平稳，每天工作时间一定和少量起停次数的情况设计的，而在实际使用中往往不是处于此种理想状况，因此必须按照实际情况的载荷类型、运行时间、起动频率来确定工作机系数f_1、原动机系数f_2、起动系数f_3。使其小于或等于选型表中的服务系数f_B,即$f_1 \times f_2 \times f_3 \leqslant f_B$。或将工作机所需的转矩乘以服务系数（$f_1 \times f_2 \times f_3$）应小于或等于减速机的许用转矩。

即 $T_N > T_2 \times f_1 \times f_2 \times f_3$

f_1 — 工作机系数（见表1）

f_2 — 原动机系数（见表2）

f_3 — 起动系数（见表3）

T_2 — 工作机所需转矩

T_N — 减速机许用转矩(见第9页)

☆ K系列如果只承受单向载荷则最好注明旋转方向(从输出端方向看)，这样有利于改善螺旋锥齿轮的受力状况。

☆ 我公司可承接特殊规格产品的订货，并可为客户提供专用设计服务。

☆ 随着技术进步，本公司产品设计和规格可能会有所更改，恕不另行通知。

Instructions for Selection:

☆ Gear units are designed under the circumstance of steady load, stated operating time per day and a few sarting times.but the practical condition will be not as perfect as the designed circumstance.so we must confirm driven machine factor f_1,prime mover factor f_2,starting factor f_3 according to actual load type, operating time,starting frequency.let it less than or equale to the service factor fb of selection table,viz $f_1 \times f_2 \times f_3 \leqslant f_B$.the needed torque of service machine multiply the service factor ($f_1 \times f_2 \times f_3$) should less than or equale to gear units' permissible torque.

Viz $T_N > T_2 \times f_1 \times f_2 \times f_3$

f_1 — driven machine factor(see table 1)

f_2 — prime mover factor(see table 2)

f_3 — starting factor(see table 3)

T_2 — the needed torque of driven machine

T_N — gear units' permissible torque(see page 9)

☆ If the K series only bear single direction load, please indicate the rotating direction (see from output side), which is good for improving the pressing state of the spiral bevel gear.

☆ We accept the orders of products of special specification, and provide our customer with exclusive design service.

☆ Design and specifications are subject to change without notice, Please forgive

载 荷 类 型 表

表1　工 作 机 系 数　f1

工作机		日工作小时数			工作机		日工作小时数		
		≤0.5h	0.5-10h	>10h			≤0.5h	0.5-10h	>10h
污水处理	浓缩器(中心传动)	-	-	1.2	金属加工设备	可逆式板坯轧机	-	2.5	2.5
	压滤器	1.0	1.3	1.5		可逆式线材轧机	-	1.8	1.8
	絮凝器	0.8	1.0	1.3		可逆式薄板轧机	-	2.0	2.0
	曝气机	-	1.8	2.0		可逆式中厚板轧机	-	1.8	1.8
	接集设备	1.0	1.2	1.3		辊缝调节驱动装置	0.9	1.0	-
	纵向、回转组合接集装置	1.0	1.3	1.5	输送机械	斗式输送机	-	1.2	1.5
	预浓缩器	-	1.1	1.3		绞车	1.4	1.6	1.6
	螺杆泵	-	1.3	1.5		卷扬机		1.5	1.8
	水轮机	-	-	2.0		皮带输送机<150kw	1.0	1.2	1.3
	离心泵	1.0	1.2	1.3		皮带输送机≥150kw	1.1	1.3	1.5
	1个活塞容积式泵	1.3	1.4	1.8		货用电梯*	-	1.2	1.5
	>1个活塞容积式泵	1.2	1.4	1.5		客用电梯*		1.5	1.8
挖泥机	斗式运输机	-	1.6	1.6		刮板式输送机	-	1.2	1.5
	倾卸装置	-	1.3	1.5		自动扶梯		1.2	1.4
	Carteypillar行走机构	1.2	1.6	1.8		轨道行走机构	-	1.5	-
	斗轮式挖掘机(用于捡拾)	-	1.7	1.7	变频装置		-	1.8	2.0
	斗轮式挖掘机(用于粗料)	-	2.2	2.2	往复式压缩机		-	1.8	1.9
	切碎机	-	2.2	2.2	起重机械	回转机构	2.5	2.5	3.0
	行走机构*		1.4	1.8		俯仰机构	2.5	2.5	3.0
弯板机*		-	1.0	1.0		行走机构	2.5	3.0	3.0
化学工业	挤压机	-	-	1.6		提升机构	2.5	2.5	3.0
	调浆机	-	1.8	1.8		转臂式起重机	2.5	2.5	3.0
	橡胶研光机	-	1.5	1.5	冷却塔	冷却塔风扇	-	-	2.0
	冷却圆筒	-	1.3	1.4		风机(轴流和离心式)	-	1.4	1.5
	混料机,用于均匀介质	1.0	1.3	1.4	蔗糖生产	甘蔗切碎机*	-	-	1.7
	混料机,用于非均匀介质	1.4	1.6	1.7		甘蔗碾磨机	-	-	1.7
	搅拌机,用于密度均匀介质	1.0	1.3	1.5	甜菜糖生产	甜菜绞碎机	-	-	1.2
	搅拌机,用于非均匀介质	1.2	1.4	1.6		榨取机,机械致冷机,蒸煮机	-	-	1.4
	搅拌机,用于不均匀气体吸收	1.4	1.6	1.8		甜菜清洗机	-	-	1.5
	烘炉	1.0	1.3	1.5		甜菜切碎机	-	-	1.5
	离心机	1.0	1.2	1.3	造纸机械	各种类型**	-	1.8	2.0
金属加工设备	翻板机	1.0	1.0	1.2		碎浆机驱动装置	2.0	2.0	2.0
	推钢机	1.0	1.2	1.2	离心式压缩机		-	1.4	1.5
	绕线机	-	1.6	1.6	索道缆车	运货索道	-	1.3	1.4
	冷床横移架	-	1.5	1.5		往返系统空中索道	-	1.6	1.8
	辊式矫直机	-	1.6	1.6		T型杆升降机	-	1.3	1.4
	辊道(连续式)	-	1.5	1.5		连续索道	-	1.4	1.6
	辊道(间歇式)	-	2.0	2.0	水泥工业	混凝土搅拌器	-	1.5	1.5
	可逆式轧管机	-	1.8	1.8		破碎机*	-	1.2	1.4
	剪切机(连续式)*	-	1.5	1.5		回转窑	-	-	2.0
	剪切机(曲柄式)*	1.0	1.0	1.0		管式磨机	-	-	2.0
	连铸机驱动装置	-	1.4	1.4		选粉机	-	1.6	1.6
	可逆式开坯机	-	2.5	2.5		辊压机	-	-	2.0

工作机额定功率P_2的确定　*)按最大扭矩确定额定功率.　**)检验热功率是绝对必要的.

表 2　原动机系数　f2

电机,液压马达,汽轮机	1.0
4-6缸活塞发动机	1.25
1-3缸活塞发动机	1.5

表 3　起动系数　f3

f_3 每小时起动次数 \ $f_1 x f_2$	1	1.25-1.75	2-2.75	≥3
≤5	1	1	1	1
6-25	1.2	1.12	1.06	1
26-60	1.3	1.2	1.12	1.06
61-180	1.5	1.3	1.2	1.12
>180	1.7	1.5	1.3	1.2

Gear Units Service Factor

Table 1 Factor for driven machine f_1

Driven machines		Effective daily operating period under load in hours			Driven machines		Effective daily operating period under load in hours		
		<0.5h	0.5-10h	>10h			<0.5h	0.5-10h	>10h
Waste water treatment	Thickeners(central drive)	-	-	1.2	Metal working mills	Reversing slabbing mills	-	2.5	2.5
	Filter presses	1.0	1.3	1.5		Reversing wire mills	-	1.8	1.8
	Flocculation apparata	0.8	1.0	1.3		Reversing sheet mills	-	2.0	2.0
	Aerators	-	1.8	2.0		Reversing plate mills	-	1.8	1.8
	Raking equipment	1.0	1.2	1.3		Roll adjustment drives	0.9	1.0	-
	Combined longitudinal and rotary rakes	1.0	1.3	1.5	Conveyors	Bucket conveyors	-	1.2	1.5
	Pre-thickeners	-	1.1	1.3		Hauling winches	1.4	1.6	1.6
	Screw pumps	-	1.3	1.5		Hoists		1.5	1.8
	Water turbines	-	-	2.0		Belt conveyors <150 kw	1.0	1.2	1.3
	Centrifugal pumps	1.0	1.2	1.3		Belt conveyors ≥150 kw	1.1	1.3	1.5
	1piston positive-displacement pumps	1.3	1.4	1.8		Goods lifts *	-	1.2	1.5
	>1piston positive-displacement pumps	1.2	1.4	1.5		Passenger lifts *		1.5	1.8
Dredgers	Bucket conveyors	-	1.6	1.6		Apron conveyors	-	1.2	1.5
	Dumping devices	-	1.3	1.5		Escalators		1.2	1.4
	Carterpillar travelling gears	1.2	1.6	1.8		Rail travelling gears	-	1.5	-
	Bucket wheel excavators as pick-up	-	1.7	1.7	Frequency converters		-	1.8	2.0
	Bucket wheel excavators for primitive material	-	2.2	2.2	Reciprocating compressors		-	1.8	1.9
	Cutter heads	-	2.2	2.2	Cranes	Slewing gears	2.5	2.5	3.0
	Traversing gears *		1.4	1.8		Luffing gears	2.5	2.5	3.0
Plate bending machines *		-	1.0	1.0		Travelling gears	2.5	3.0	3.0
Chemical industry	Extruders	-	-	1.6		Hoisting gears	2.5	2.5	3.0
	Dough mills	-	1.8	1.8		Derricking jib cranes	2.5	2.5	3.0
	Rubber calenders	-	1.5	1.5	Cooling towers	Cooling tower fans	-	-	2.0
	Cooling drums	-	1.3	1.4		Blowers(axial and radial)	-	1.4	1.5
	Mixers for uniform media	1.0	1.3	1.4	Cane sugar production	Cane knives *	-	-	1.7
	Mixers for non-uniform media	1.4	1.6	1.7		Cane mills	-	-	1.7
	Agitators for media with uniform density	1.0	1.3	1.5	Beet sugar production	Beet cossettes macerators	-	-	1.2
	Agitators for media with non-uniform density	1.2	1.4	1.6		Extraction plants,Mechanical refrigerators,Juice boilers,	-	-	1.4
	Agitators for media with non-uniform gas absorption	1.4	1.6	1.8		Sugar beet washing machines	-	-	1.5
	Toasters	1.0	1.3	1.5		Sugar beet cutters	-	-	1.5
	Centrifuges	1.0	1.2	1.3	Paper machines	Of all-kind **	-	1.8	2.0
Metal working mills	Plate tilters	1.0	1.0	1.2		Pulper drives	2.0	2.0	2.0
	Ingot pushers	1.0	1.2	1.2	Centrifugal compressors		-	1.4	1.5
	Winding machines	-	1.6	1.6	Cableways	Material ropeways	-	1.3	1.4
	Cooling bed transfer frames	-	1.5	1.5		To-and fro system aerial ropeways	-	1.6	1.8
	Roller straighteners	-	1.6	1.6		T-bar lifts	-	1.3	1.4
	Roller tables continuous	-	1.5	1.5		Continuous ropeways	-	1.4	1.6
	Roller tables intermittent	-	2.0	2.0	Cement industry	Concrete mixers	-	1.5	1.5
	Roller tables Reversing tube mills	-	1.8	1.8		Breakers *	-	1.2	1.4
	Shears continuous *	-	1.5	1.5		Rotary kilns	-	-	2.0
	Shears crank type *	1.0	1.0	1.0		Tube mills	-	-	2.0
	Continuous casting drivers	-	1.4	1.4		Separators	-	1.6	1.6
	Reversing blooming mills	-	2.5	2.5		Roll crushers	-	-	2.0

Design for power rating of driven machine P_2 *)Designed power corresponding to max.torque.

**)A check for thermal capacity is absolutely essential.

Table 2 Factor for prime mover f_2

Electric motors,hydraulic motors,turbines	1.0
Piston engines 4-6 cylinders	1.25
Piston engines 1-3 cylinders	1.5

Table 3 Start factor f_3

f_3 / $f_1 \times f_2$ / Starts per hour	1	1.25 -1.75	2-2.75	≥3
≤5	1	1	1	1
6-25	1.2	1.12	1.06	1
26-60	1.3	1.2	1.12	1.06
61-180	1.5	1.3	1.2	1.12
>180	1.7	1.5	1.3	1.2

注意事项：

☆ 样本中的结构图和外形附图只属范例，并不要求严格一致；若需严格的外形及尺寸可向我们索取您所选定型号规格的CAD文件。

☆ 样本中外形尺寸单位全部是毫米 (mm)。

☆ 所注重量和油量仅为平均值，并不要求严格一致。

☆ 传动能力表中只有4、6、8极电机的平均或同步转速值，准确的输出转速应以电机额定转速或输入转速除以精确或实际减速比。尺寸图表中的电机尺寸以所配电机规格确定。电机接线盒位置若有要求，订货时需标注确认。电机代号见附录部分。

☆ 为防止发生事故，所有旋转部件均应根据国家和当地安全规定加防护罩。

☆ 传动箱供货时带径向油封，其它要求另行说明。

☆ 传动箱供货时，铸件外表喷涂兰色或灰色油漆，铝合金外表喷涂银白色平面漆，要求其它色彩或特种油漆需注明。

☆ 通气帽、放油孔、油镜或油尺位置出厂时按公司图纸标准，指定位置订货时必需另行说明。

☆ 本说明书中的所有减速机都可以正反运转（除配单向逆止器外），书中只表示一个输入旋转方向；另一个旋转方向输入时，输出方向也将改变。输出轴的旋转方向与内部结构和输入旋转方向有关，斜齿轮与减速级有关，螺旋锥齿轮与相对装配位置有关，蜗轮箱与蜗杆螺旋旋转方向有关。

☆ 试车之前，必需认真阅读使用说明书。

☆ 传动箱供货时已作好运行准备，只是未加入润滑油。

☆ 减速机空心轴带收缩盘、花键轴、电机座和伺服电机联接法兰及逆止器，带强制风扇、润滑冷却及控制部分等装置另行咨询。

☆ 本选型手册仅提供标准产品内容，行业专用或特殊规格另行咨询。

☆ 传动能力表中有关最大允许直联电机功率是相对于4极电机的功率。

Notes:

☆ Structure drawings and outline pictures attached in this catalog are regarded as examples with no strict accordance with products. The exact CAD drawing and dimension of certain types can be offered.

☆ The unit of dimension is millimeter (mm).

☆ Labeled weight and oil capacity are not exact but average.

☆ There are only average speed of 4, 6, 8 pole motor in transmission capacity table, exact speed is motor speed divided by exact ration. Motor size in dimension table is determined by motor type. Special requirements on terminal box of motor should be specified when placing an order. Motor types can be referred to Appendix.

☆ To avoid accident, all rotative components must be installed dust hood complying with national and regional safety regulations.

☆ Charge-free radial seals will be added on delivery, please state if other requirements.

☆ Iron-cast surface is sprayed blue or gray paint, Aluminum-die-cast surface silver, Other colors or special lacquer will be specified.

☆ Location of breather valve, oil drain plug, oil level plug and oil dipstick is subject to our drawings of different types. Special requirement will be stated when ordering.

☆ All reducers can rotate on both opposite directions (except installation of backstop) in this catalog, and only one input direction is marked, the input direction changed into the opposite will cause the change of output direction. The output direction relates to inner structure and input direction, to number of stages of helical gears, to relative position of spiral gears, to the rotation direction of worm in worm gear units.

☆ Please read the catalog before running the reducer.

☆ Gear units have been debugged, but lubrication will be added before running.

☆ Shrink disk, involute spline, motor base, flange and backstop connected with servo motor, cooling fan, lubrication cooling and controller will be specified when needed. We will offer reference.

☆ Please consult us for special products because all information in this catalog is subject to general standards.

☆ Maximum motor power in transmission capacity table is of 4-pole electric motor.

代号说明 Symbol specification

代号 Symbol	说明	Specification	单位 Unit
i	实际减速比	Actual ratio	/
iN	公称减速比	Nominal ratio	
iex	精确减速比	Exact ratio	
T_2	输出扭矩	Output torque	N · m
T_{2N}	额定输出扭矩	Rated output torque	
T_A	峰值扭矩	Max. Torque occurring on input shaft, e.g. Peak operating,starting or braking torque	
$T_{n2atmax}$	在最高转速时的额定输出扭矩	Nominal output torque at highest speed	
$T_{n2atmin}$	在最低转速时的额定输出扭矩	Nominal output torque at lowest speed	
P_{1N}	减速机额定输入功率	Rated input power	kW
P_G	热容量功率	Thermal capacity pwoer	
P_1	输入功率	Input power	
P_2	输出功率	Output power	
t	环境温度	Ambient temperature	℃
f_1	被驱动设备系数	Driven machine factor	/
f_2	原动机系数	Drives factor	
f_t	环境温度系数	Temperature factor	
n_1	输入转速	Input speed	r/min
n_m	电机转速	Motor speed	
n_{2N}	公称输出转速	Nominal output speed	
n_2	输出转速	Output speed	
F_{r1}	输入轴额定径向力	Nominal radial force on input shaft	N
F_{r2}	输出轴额定径向力	Nominal radial force on output shaft	
F_a	输出轴额定轴向力	Nominal axial force on output shaft	
η	效率	Efficiency	/
f	电机频率	Motor ferquency	Hz
V_{mot}	电机电压	Motor voltage	V
V_{brake}	制动器电压	Braker voltage	

K系列减速机有以下设计方案：
K series gear units are available in the following designs:

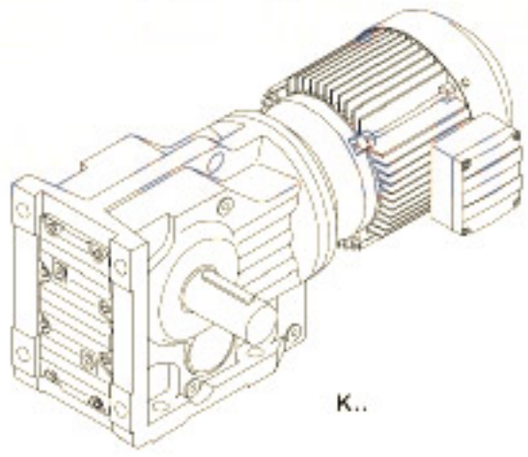

K..

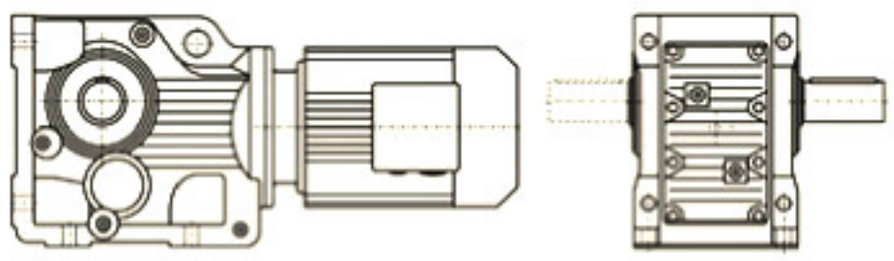

K..Y..

底脚轴伸式安装螺旋锥齿轮减速机
Foot-mounted helical-bevel gear units with solid shaft

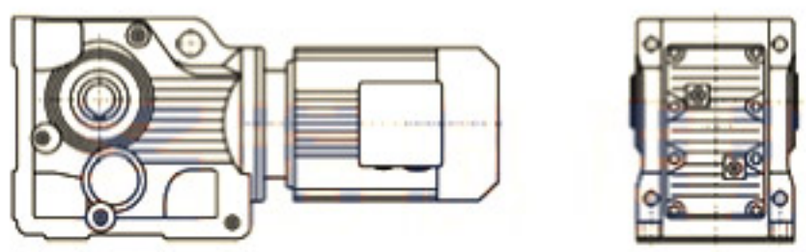

KAB...Y..

底脚空心轴安装螺旋锥齿轮减速机
Foot-mounted helical-bevel gear units with hollow shaft

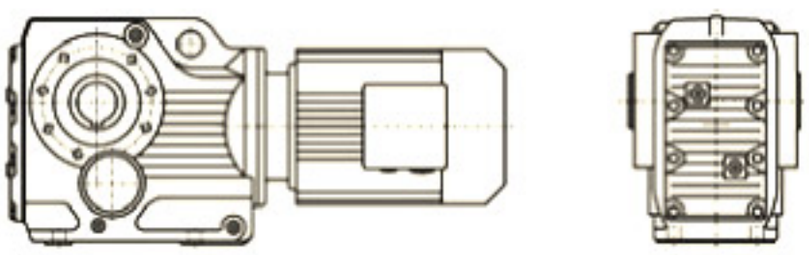

KA...Y..

空心轴安装螺旋锥齿轮减速机
Helical-bevel gear units with hollow shaft

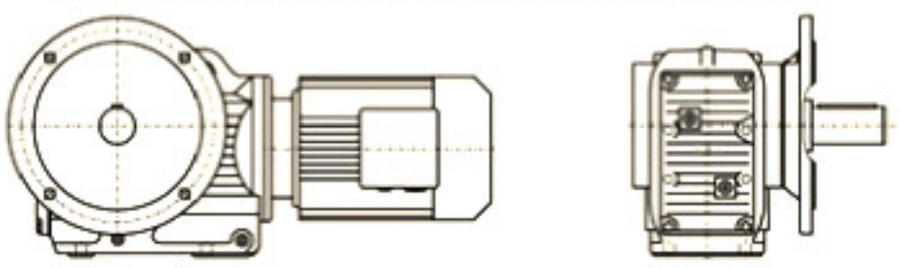

KF...Y..

法兰轴伸式安装螺旋锥齿轮减速机
Flange-mounted helical-bevel gear units with solid shaft

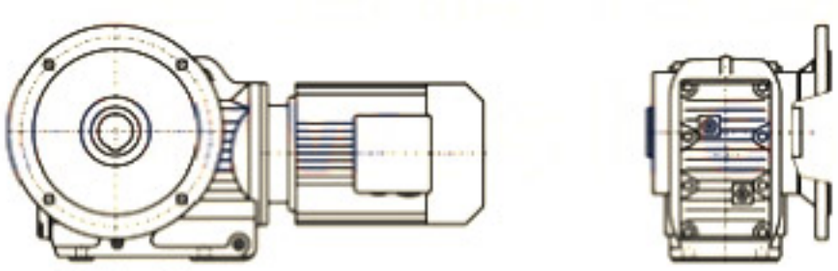

KAF...Y..

法兰空心轴安装螺旋锥齿轮减速机
Flange-mounted helical-bevel gear units with hollow shaft

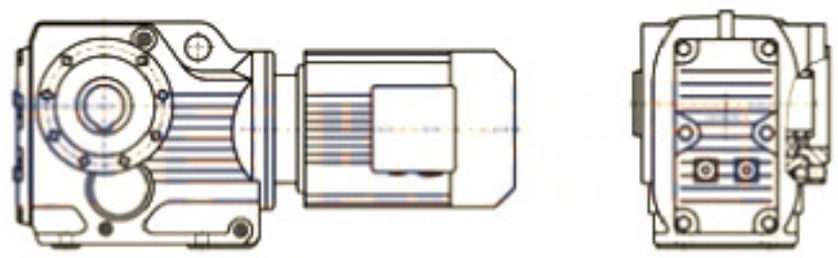

KAZ...Y..

小法兰空心轴安装螺旋锥齿轮减速机
Short-flange-mounted helical-bevel gear units with hollow shaft

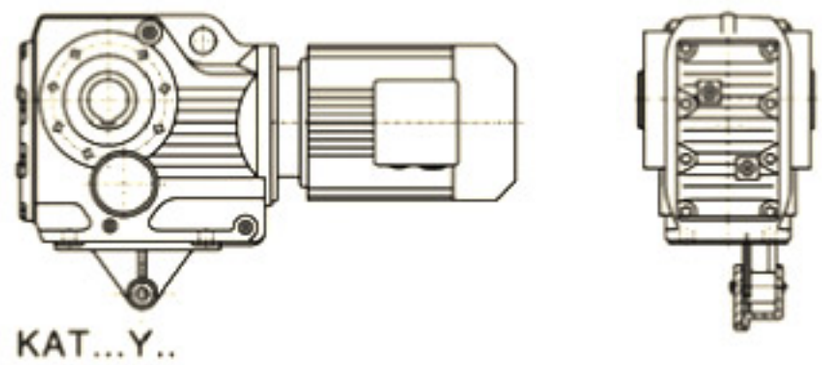

KAT...Y..

带防转臂空心轴安装螺旋锥齿轮减速机
Torque-arm-mounted helical-bevel gear units with hollow shaft

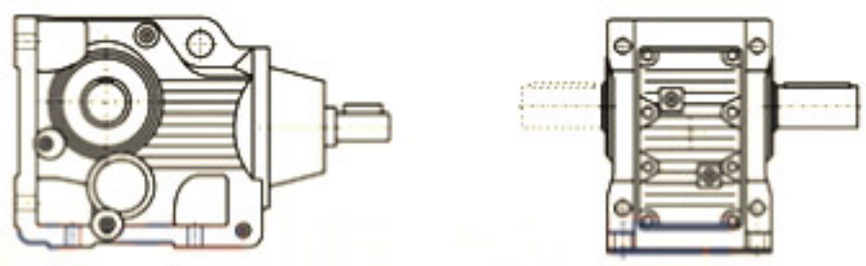

K（KF、KA、KAF、KAB、KAZ）S...

轴输入的螺旋锥齿轮减速机
Shaft input helical-bevel gear units

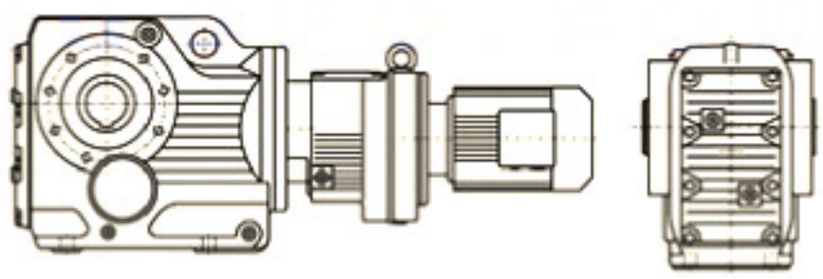

KA（K、KF、KAF、KAB、KAZ）...R...Y...

组合式螺旋锥齿轮减速机
Combinatorial helical-bevel gear units

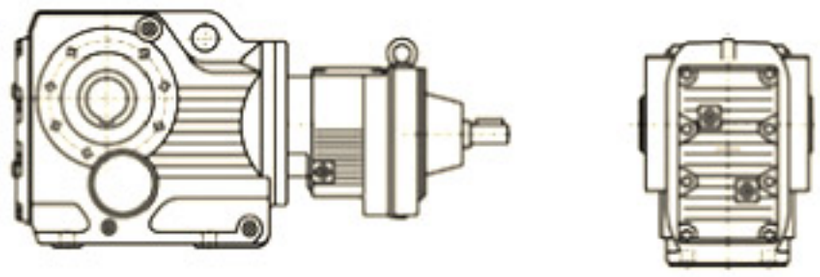

KA（K、KF、KAF、KAB、KAZ）S...R...

轴输入的组合式螺旋锥齿轮减速机
Shaft input combinatorial helical-bevel gear units

KA（K、KF、KAF、KAB、KAZ）...Y...

电机用户自配或配特殊电机时需加联接法兰
When equipping the user's motor or the special one,the flange is required to be connected

型号与标记：
Type Designations:

K F 37-Y 0.55-4P-24.99-M1-180°-A

减速机类型
结构形式
机座号
电机代号
电机功率、极数
传动比
安装形式
电机接线盒位置
输出轴或法兰方向

K F 37-Y 0.55-4P-24.99-M1-180°-A

Gear units type
Structure
Size
Motor code
Motor power、pole
Ratio
Mounting position
Position of the motor thermal box
Position of output shaft or flange

减速机类型：
斜齿－螺旋锥齿轮减速机

Gear units type:
Helical-bevel gear units

结构形式：

普通轴伸式（省略）	
轴装式	A
轴伸法兰式	F
轴装法兰式	AF
轴装小法兰式	AZ
轴装底脚式	AB
轴装带防转臂	AT
普通轴伸式，轴输入	S
普通轴装式，轴输入	AS
轴伸法兰式，轴输入	FS
轴装法兰式，轴输入	AFS

Structure:

Foot-mounted solid shaft output	(-)
Hollow shaft output	A
Flange-mounted solid shaft output	F
Flange-mounted hollow shaft output	AF
Short-flange-mounted hollow shaft output	AZ
Foot-mounted hollow shaft output	AB
Torque-arm-mounted hollow shaft output	AT
Foot-mounted solid shaft output, shaft input	S
Hollow shaft output,shaft input	AS
Flange-mounted solid shaft output,shaft input	FS
Flange-mounted hollow shaft output,shaft input	AFS

规格：
（见选型参数表）

Size:
(see selection table)

电机代号：

普通(更新)	Y(Y2)
防　爆	B
直　流	Z
制　动	YEJ
多　速	D
变　频	YVP
电磁调速	YCT
冶金起重	R
变频制动	YVPJ
辊　道	G

Motor code:

Ordinary(renew)	Y(Y2)
Flame-proof	B
Direct current	Z
Brake	YEJ
Multi-speed	D
Variable frequency	YVP
Electromagnetism speed modulation	YCT
Hoisting in metallurgy	R
Variable frequency and brake	YVPJ
Roller tables	G

电机功率、极数：
（见选型参数表）

Motor power、pole：
(see selection table)

传动比：
（见选型参数表）

Ratio:
(see selection table)

安装形式：
M1、M2、M3、M4、M5、M6

Mounting position:
M1、M2、M3、M4、M5、M6

电机接线盒位置：
0°、90°、180°、270°

Position of the motor thermal box:
0°、90°、180°、270°

输出轴或法兰方向：

从电机尾部看左边为	A	
从电机尾部看右边为	B	（见安装形式）
从电机尾部看左右边为	A+B	

Position of output shaft or flange:
viewing on motor end:left side -A, right side-B,both sides-A+B(see mounting position)

安装形式
Mounting position

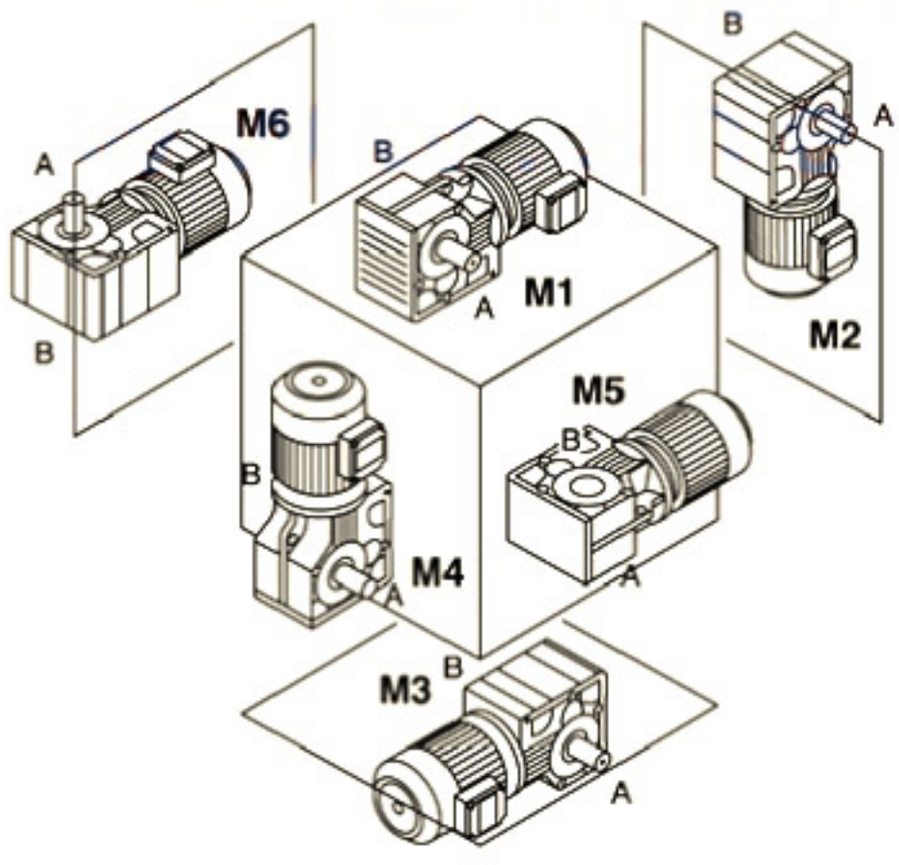

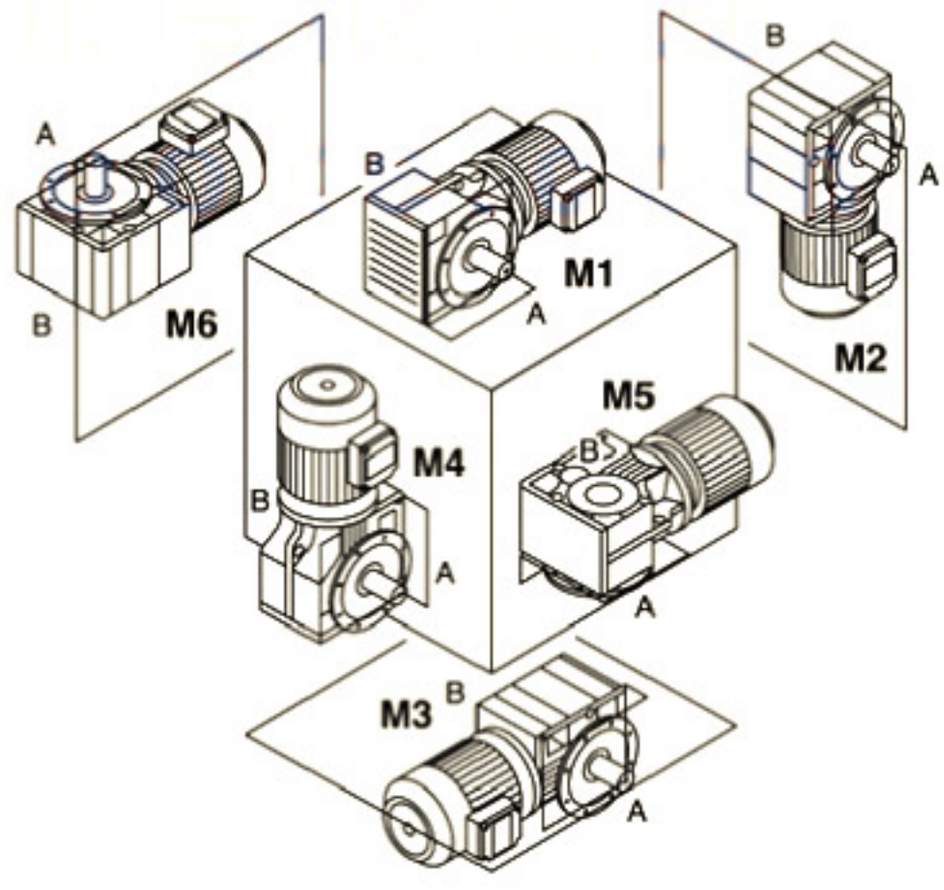

电机接线盒位置
Position of the motor thermal box

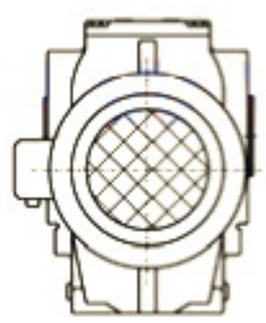

0°

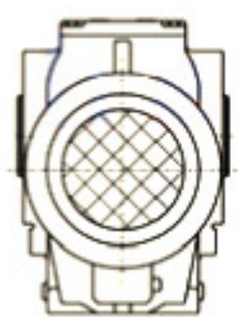

90°

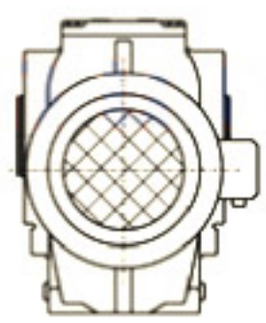

180°

270°

输入功率及许用转矩
Input power rating and permissible torque

规 格 Size	37	47	57	67	77	87	97	107	127	157	167	187
结构形式 Structure	K KA KF KAF KAZ KAT KAB											
输入功率 Input power rating(kW)	0.18~3.0	0.18~3.0	0.18~5.5	0.18~5.5	0.37~11	0.75~22	1.1~30	3~45	7.5~90	11~160	11~200	18.5~200
传动比 Ratio	5.36~106.38	5.81~131.87	6.57~145.14	7.14~144.79	7.24~192.18	7.19~197.37	8.95~176.05	8.74~141.46	8.68~146.07	12.65~150.41	17.28~163.91	17.27~180.78
许用转矩 (N.m) Permissible torque	200	400	600	820	1550	2700	4300	8000	13000	18000	32000	50000

减速机重量
Gear unit weight

规 格 Size	37	47	57	67	77	87	97	107	127	157	167	187
重量(kg) Weight	11	20	27	33	57	85	130	250	380	610	1015	1700

所注重量为平均值，仅供参考
The weights are mean values,only for reference.

润滑油量表
Lubrication table

K...,KAB...:

规格 Size	润滑油量（升） Fill quantity in liters					
	M1	M2	M3	M4	M5	M6
K..37	0.5	1	1	1.3	1	1
K..47	0.8	1.3	1.5	2	1.6	1.6
K..57	1.2	2.3	2.5	3	2.6	2.4
K..67	1.1	2.4	2.6	3.4	2.6	2.6
K..77	2.2	4.1	4.4	5.9	4.2	4.4
K..87	3.7	8	8.7	10.9	7.8	8
K..97	7	14	15.7	20	15.7	15.5
K..107	10	21	25.5	33.5	24	24
K..127	21	41.5	44	54	40	41
K..157	31	62	65	90	58	62
K..167	35	100	100	125	85	85
K..187	60	170	170	205	130	130

KF...:

规格 Size	润滑油量（升） Fill quantity in liters					
	M1	M2	M3	M4	M5	M6
KF37	0.5	1.1	1.1	1.5	1	1
KF47	0.8	1.3	1.7	2.2	1.6	1.6
KF57	1.3	2.3	2.7	3	2.9	2.7
KF67	1.1	2.4	2.8	3.6	2.7	2.7
KF77	2.1	4.1	4.4	6	4.5	4.5
KF87	3.7	8.2	9	11.9	8.4	8.4
KF97	7	14.7	17.3	21.5	15.7	16.5
KF107	10	22	26	35	25	25
KF127	21	41.5	46	55	41	41
KF157	31	66	69	92	62	62

KA..、KAF..、KAZ...:

规格 Size	润滑油量（升） Fill quantity in liters					
	M1	M2	M3	M4	M5	M6
K..37	0.5	1	1	1.4	1	1
K..47	0.8	1.3	1.6	2.1	1.6	1.6
K..57	1.3	2.3	2.7	3	2.9	2.7
K..67	1.1	2.4	2.7	3.6	2.6	2.6
K..77	2.1	4.1	4.6	6	4.4	4.4
K..87	3.7	8.2	8.8	11.1	8	8
K..97	7	14.7	15.7	20	15.7	15.7
K..107	10	20.5	24	32	24	24
K..127	21	41.5	43	52	40	40
K..157	31	66	67	87	62	62
KA..167	35	100	100	125	85	85
KA..187	60	170	170	205	130	130

输出转速 Output speed r/min	输出扭矩 Output torque Nm	传动比 Ratio i	使用系数 Service factor f_B	机型号 Type Type	极数 Pole p
0.18kW					
0.09	16482	14975	0.74		
0.11	13692	12440	0.89		
0.13	12013	10914	1.0		
0.14	10807	9819	1.1		
0.16	9293	8443	1.3	K 127R77	4
0.19	8236	7483	1.5	KF 127R77	4
0.21	7226	6565	1.7	KA 127R77	4
0.24	6388	5804	1.9	KAF127R77	4
0.28	5533	5027	2.2		
0.31	4868	4423	2.5		
0.37	4184	3801	2.9		
0.43	3563	3237	3.4		
0.17	9037	8211	0.8		
0.19	7888	7167	1.0		
0.23	6711	6097	1.1		
0.25	6144	5582	1.2		
0.27	5575	5065	1.3	K 107R77	4
0.32	4732	4299	1.6	KF 107R77	4
0.37	4135	3757	1.8	KA 107R77	4
0.43	3562	3236	2.1	KAF107R77	4
0.48	3158	2869	2.4		
0.56	2756	2504	2.7		
0.63	2425	2203	3.1		
0.30	5139	4669	0.79		
0.34	4493	4082	0.90		
0.39	3944	3583	1.0		
0.45	3421	3108	1.2		
0.50	3035	2757	1.3		
0.57	2662	2419	1.5		
0.65	2337	2123	1.7	K 97R57	4
0.75	2043	1856	2.0	KF 97R57	4
0.86	1789	1625	2.3	KA 97R57	4
0.97	1574	1430	2.6	KAF97R57	4
1.1	1388	1261	2.9		
1.3	1213	1102	3.3		
1.5	1053	957	3.8		
1.6	941	855	4.3		
1.9	818	743	4.9		
2.1	717	651	5.6		
0.45	3420	3107	0.74		
0.51	3003	2728	0.85		
0.59	2610	2371	0.97		
0.67	2298	2088	1.1		
0.75	2041	1854	1.2	K 87R57	4
0.84	1825	1658	1.4	KF 87R57	4
1.0	1557	1415	1.6	KA 87R57	4
1.1	1353	1229	1.9	KAF87R57	4
1.3	1187	1078	2.1		
1.5	1047	951	2.4		
1.7	921	837	2.8		
1.9	799	726	3.2		
0.9	1666	1514	0.9		
1.0	1528	1388	1.0		
1.1	1341	1218	1.1		
1.3	1159	1053	1.3		
1.5	1017	924	1.4	K 77R37	4
1.7	897	815	1.6	KF 77R37	4
2.0	780	709	1.9	KA 77R37	4
2.2	685	622	2.1	KAF77R37	4
2.5	608	552	2.4		
2.9	534	485	2.7		
3.2	471	428	3.1		
3.8	404	367	3.6		

输出转速 Output speed r/min	输出扭矩 Output torque Nm	传动比 Ratio i	使用系数 Service factor f_B	机型号 Type Type	极数 Pole p
0.18kW					
1.5	994	903	0.78		
1.8	873	793	0.88		
2.0	767	697	1.0		
2.3	675	613	1.1	K 67R37	4
2.6	597	542	1.3	KF 67R37	4
3.0	518	471	1.5	KA 67R37	4
3.3	462	420	1.7	KAF67R37	4
3.9	397	361	1.9		
4.3	356	323	2.2		
5.1	299	272	2.6		
2.3	677	615	0.8		
2.6	599	544	0.9		
2.9	521	473	1.1		
3.3	463	421	1.2		
3.8	398	362	1.4	K 57R37	4
4.4	351	319	1.6	KF 57R37	4
5.1	300	273	1.9	KA 57R37	4
5.8	264	240	2.1	KAF57R37	4
6.5	237	215	2.4		
7.2	211	192	2.7		
8.4	183	166	3.1		
3.7	413	375	0.9		
4.3	359	326	1.0		
4.8	318	289	1.2	K 47R37	4
5.6	275	250	1.4	KF 47R37	4
6.2	248	225	1.5	KA 47R37	4
7.0	218	198	1.7	KAF47R37	4
8.3	184	167	2.0		
9.3	164	149	2.3		
11	141	128	2.7		
6.8	226	205	0.83	K 37R17	4
7.7	199	181	0.94	KF 37R17	4
8.7	176	160	1.07	KA 37R17	4
10	150	136	1.26	KAF37R17	4
11	140	127	1.34		
5.9	275	144.79	2.8	K 67	6
6.9	235	123.54	3.3	KF 67	6
7.9	205	108.03	3.8	KA 67	6
8.3	195	102.62	4.0	KAF67	6
9.6	168	144.79	4.6	K 67	4
11	144	123.54	5.4	KF 67	4
13	126	108.03	6.1	KA 67	4
				KAF67	4
5.9	276	145.14	2.0	K 57	6
6.9	235	123.85	2.4	KF 57	6
7.8	206	108.29	2.7	KA 57	6
8.3	196	102.88	2.9	KAF57	6
9.4	172	90.26	3.3		
9.6	169	145.14	3.3		
11	144	123.85	3.9	K 57	4
13	126	108.29	4.5	KF 57	4
14	120	102.88	4.7	KA 57	4
15	105	90.26	5.4	KAF57	4
18	89	76.56	6.3		
6.4	251	131.87	1.50	K 47	6
7.0	231	121.48	1.63	KF 47	6
8.1	198	104.37	1.90	KA 47	6
9.4	173	90.86	2.2	KAF47	6
10	162	85.12	2.3		

0.18kW

输出转速 Output speed r/min	输出扭矩 Output torque Nm	传动比 Ratio i	使用系数 Service factor f_B	机型号 Type Type	极数 Pole p
11	153	131.87	2.5	K 47	4
12	141	121.48	2.7	KF 47	4
13	121	104.37	3.1	KA 47	4
15	106	90.86	3.6	KAF47	4
16	99	85.12	3.8		
8.0	202	106.38	0.93	K 37	6
8.7	186	97.81	1.01	KF 37	6
10	159	83.69	1.18	KA 37	6
12	138	72.54	1.36	KAF37	6
13	124	106.38	1.52		
14	114	97.81	1.65		
17	97	83.69	1.93		
19	84	72.54	2.2		
21	79	67.80	2.4		
24	68	58.60	2.8		
28	58	49.79	3.2		
31	52	44.46	3.6		
37	44	37.97	4.3		
39	41	35.57	4.5	K 37	4
46	35	29.96	5.4	KF 37	4
48	34	28.83	5.6	KA 37	4
56	29	24.99	6.5	KAF37	4
60	27	23.36	6.7		
69	23	20.19	7.4		
81	20	17.15	8.5		
91	18	15.31	9.2		
106	15	13.08	10		
114	14	12.14	11		
133	12	10.49	12		
156	10	8.91	15		
175	9	7.96	16		

0.25kW

输出转速 Output speed r/min	输出扭矩 Output torque Nm	传动比 Ratio i	使用系数 Service factor f_B	机型号 Type Type	极数 Pole p
0.14	15010	9819	0.81		
0.16	12907	8443	0.95		
0.19	11438	7482	1.07	K 127R77	4
0.21	10036	6565	1.2	KF 127R77	4
0.24	8872	5804	1.4	KA 127R77	4
0.28	7685	5027	1.6	KAF127R77	4
0.31	6761	4423	1.8		
0.37	5811	3801	2.1		
0.43	4948	3237	2.5		
0.23	9320	6097	0.81		
0.25	8533	5582	0.88		
0.27	7743	5065	1.0		
0.32	6572	4299	1.1		
0.37	5743	3757	1.3		
0.43	4947	3236	1.5	K 107R77	4
0.48	4386	2869	1.7	KF 107R77	4
0.56	3828	2504	2.0	KA 107R77	4
0.63	3368	2203	2.2	KAF107R77	4
0.74	2857	1869	2.6		
0.82	2582	1689	2.9		
0.91	2343	1533	3.2		
1.06	2013	1317	3.7		
0.45	4751	3108	0.9		
0.50	4215	2757	1.0	K 97R57	4
0.57	3698	2419	1.1	KF 97R57	4
0.65	3245	2123	1.2	KA 97R57	4
0.75	2837	1856	1.4	KAF97R57	4

0.25kW

输出转速 Output speed r/min	输出扭矩 Output torque Nm	传动比 Ratio i	使用系数 Service factor f_B	机型号 Type Type	极数 Pole p
0.86	2484	1625	1.6		
1.0	2186	1430	1.8	K 97R57	4
1.1	1928	1261	2.1	KF 97R57	4
1.3	1685	1102	2.4	KA 97R57	4
1.5	1463	957	2.8	KAF97R57	4
1.6	1307	855	3.1		
0.7	3192	2088	0.80		
0.7	2834	1854	0.90		
0.8	2535	1658	1.0		
1.0	2163	1415	1.2	K 87R57	4
1.1	1879	1229	1.4	KF 87R57	4
1.3	1648	1078	1.5	KA 87R57	4
1.5	1454	951	1.7	KAF87R57	4
1.7	1280	837	2.0		
1.9	1110	726	2.3		
2.2	975	638	2.6		
1.3	1610	1053	0.9		
1.5	1413	924	1.0		
1.7	1246	815	1.2		
2.0	1084	709	1.3		
2.2	951	622	1.5		
2.5	844	552	1.7	K 77R37	4
2.9	741	485	2.0	KF 77R37	4
3.2	654	428	2.2	KA 77R37	4
3.9	547	358	2.7	KAF77R37	4
4.3	489	320	3.0		
4.9	433	283	3.4		
5.7	376	246	3.9		
6.4	330	216	4.4		
7.3	292	191	5.0		
8.2	260	170	5.6		
2.3	937	613	0.8		
2.6	829	542	0.9		
3.0	720	471	1.1	K 67R37	4
3.3	642	420	1.2	KF 67R37	4
3.9	552	361	1.4	KA 67R37	4
4.3	494	323	1.6	KAF67R37	4
5.1	416	272	1.9		
5.8	367	240	2.1		
6.4	332	217	2.3		
3.3	644	421	0.9		
3.8	553	362	1.0		
4.4	488	319	1.2		
5.1	417	273	1.4		
5.8	367	240	1.5	K 57R37	4
6.5	329	215	1.7	KF 57R37	4
7.2	294	192	1.9	KA 57R37	4
8.4	254	166	2.2	KAF57R37	4
9.9	216	141	2.6		
11	193	126	2.9		
13	165	108	3.4		
15	145	95	3.9		
4.2	536	154.02	2.7	K 77	8
4.8	471	135.28	3.1	KF 77	8
5.0	447	128.52	3.3	KA 77	8
5.7	395	113.56	3.7	KAF77	8
4.4	507	192.18	2.9	K 77	6
4.7	474	179.37	3.1	KF 77	6
5.5	407	154.02	3.6	KA 77	6
6.3	357	135.28	4.1	KAF77	6

0.25kW

输出转速 Output speed r/min	输出扭矩 Output torque Nm	传动比 Ratio i	使用系数 Service factor f_B	机型号 Type Type	极数 Pole p
5.2	430	123.54	1.8	K 67	8
6.0	376	108.03	2.1	KF 67	8
6.3	357	102.62	2.2	KA 67	8
7.2	313	90.04	2.5	KAF67	8
5.9	382	144.79	2.0	K 67	6
6.9	326	123.54	2.4	KF 67	6
7.9	285	108.03	2.7	KA 67	6
8.3	271	102.62	2.8	KAF67	6
9.6	234	144.79	3.3	K 67	4
11	199	123.54	3.9	KF 67	4
13	174	108.03	4.4	KA 67	4
14	166	102.62	4.7	KAF67	4
5.9	383	145.14	1.5	K 57	6
6.9	327	123.85	1.7	KF 57	6
7.8	286	108.29	2.0	KA 57	6
8.3	272	102.88	2.1	KAF57	6
9.4	238	90.26	2.4		
11	202	76.56	2.8		
9.6	234	145.14	2.4		
11	200	123.85	2.8	K 57	4
13	175	108.29	3.2	KF 57	4
14	166	102.88	3.4	KA 57	4
15	146	90.26	3.9	KAF57	4
18	124	76.56	4.6		
6.4	348	131.87	1.08		
7.0	321	121.48	1.17	K 47	6
8.1	276	104.37	1.36	KF 47	6
9.4	240	90.86	1.57	KA 47	6
10	225	85.12	1.67	KAF47	6
11	213	131.87	1.77		
11	196	121.48	1.92	K 47	4
13	169	104.37	2.2	KF 47	4
15	147	90.86	2.6	KA 47	4
16	137	85.12	2.7	KAF47	4
10	221	83.69	0.9		
12	192	72.54	1.0	K 37	6
13	179	67.80	1.1	KF 37	6
15	155	58.60	1.2	KA 37	6
17	131	49.79	1.4	KAF37	6
13	172	106.38	1.1		
14	158	97.81	1.2		
17	135	83.69	1.4		
19	117	72.54	1.6		
21	109	67.80	1.7		
24	95	58.60	2.0		
28	80	49.79	2.3		
31	72	44.46	2.6		
37	61	37.97	3.1		
39	57	35.57	3.3	K 37	4
46	48	29.96	3.9	KF 37	4
48	47	28.83	4.0	KA 37	4
56	40	24.99	4.7	KAF37	4
60	38	23.36	4.9		
69	33	20.19	5.3		
81	28	17.15	6.1		
91	25	15.31	6.7		
106	21	13.08	7.3		
114	20	12.14	7.7		
133	17	10.49	8.9		
156	14	8.91	10		
175	13	7.96	11		
204	11	6.80	13		
218	10	6.37	13		

0.37kW

输出转速 Output speed r/min	输出扭矩 Output torque Nm	传动比 Ratio i	使用系数 Service factor f_B	机型号 Type Type	极数 Pole p
0.19	16930	7483	0.72		
0.21	14853	6565	0.82		
0.24	13131	5804	0.93	K 127R77	4
0.28	11373	5027	1.07	KF 127R77	4
0.31	10007	4423	1.22	KA 127R77	4
0.37	8600	3801	1.42	KAF127R77	4
0.43	7324	3237	1.67		
0.72	4357	1926	2.80		
0.79	3975	1757	3.07		
0.90	3486	1541	3.51		
0.37	8500	3757	0.88		
0.43	7321	3236	1.03		
0.48	6491	2869	1.16		
0.56	5665	2504	1.33	K 107R77	4
0.63	4984	2203	1.51	KF 107R77	4
0.74	4229	1869	1.78	KA 107R77	4
0.82	3821	1689	1.97	KAF107R77	4
0.91	3468	1533	2.2		
1.06	2980	1317	2.5		
1.21	2602	1150	2.9		
0.65	4803	2123	0.84		
0.75	4199	1856	0.96		
0.86	3676	1625	1.10		
0.97	3235	1430	1.25	K 97R57	4
1.1	2853	1261	1.42	KF 97R57	4
1.3	2493	1102	1.62	KA 97R57	4
1.5	2165	957	1.87	KAF97R57	4
1.6	1934	855	2.1		
1.9	1681	743	2.4		
2.1	1473	651	2.7		
2.4	1296	573	3.1		
1.0	3201	1415	0.79		
1.1	2781	1229	0.91		
1.3	2439	1078	1.04		
1.5	2152	951	1.18	K 87R57	4
1.7	1894	837	1.34	KF 87R57	4
1.9	1643	726	1.55	KA 87R57	4
2.2	1443	638	1.76	KAF87R57	4
2.5	1272	562	2.0		
2.9	1072	474	2.4		
3.3	964	426	2.6		
3.7	844	373	3.0		
1.7	1844	815	0.79		
2.0	1604	709	0.91		
2.2	1407	622	1.04		
2.5	1249	552	1.17	K 77R37	4
2.9	1097	485	1.33	KF 77R37	4
3.2	968	428	1.50	KA 77R37	4
3.9	810	358	1.80	KAF77R37	4
4.3	724	320	2.0		
4.9	640	283	2.3		
5.7	557	246	2.6		
6.4	489	216	3.0		
7.3	432	191	3.4		
8.2	385	170	3.8		
9.3	339	150	4.3		
3.3	950	420	0.81		
3.9	817	361	0.94		
4.3	731	323	1.05		
5.1	615	272	1.25	K 67R37	4
5.8	543	240	1.42	KF 67R37	4
6.4	491	217	1.57	KA 67R37	4
7.3	432	191	1.78	KAF67R37	4
8.4	376	166	2.05		
9.7	326	144	2.37		
12	269	119	2.86		

输出转速 Output speed r/min	输出扭矩 Output torque Nm	传动比 Ratio i	使用系数 Service factor f_B	机型号 Type Type	极数 Pole p
0.37kW					
5.1	618	273	0.91		
5.8	543	240	1.04		
6.5	486	215	1.16	K 57R37	4
7.2	434	192	1.30	KF 57R37	4
8.4	376	166	1.50	KA 57R37	4
9.9	319	141	1.77	KAF57R37	4
11	285	126	1.98		
13	244	108	2.3		
15	215	95	2.6		
3.8	868	174.99	2.9	K 87	8
4.1	813	164.05	3.1	KF 87	8
4.6	729	147.09	3.5	KA 87	8
				KAF87	8
4.5	740	197.27	3.4	K 87	6
5.1	657	174.99	3.9	KF 87	6
				KA 87	6
				KAF87	6
5.0	671	135.28	2.2	K 77	8
5.2	637	128.52	2.3	KF 77	8
5.9	563	113.56	2.6	KA 77	8
6.9	481	97.05	3.0	KAF77	8
5.7	578	154.02	2.5	K 77	6
6.5	508	135.28	2.9	KF 77	6
6.9	482	128.52	3.0	KA 77	6
7.8	426	113.56	3.4	KAF77	6
7.23	459	192.18	3.2	K 77	4
7.75	429	179.37	3.4	KF 77	4
9.02	368	154.02	4.0	KA 77	4
				KAF77	4
6.2	536	108.03	1.44	K 67	8
6.5	509	102.62	1.52	KF 67	8
7.4	446	90.04	1.73	KA 67	8
				KAF67	8
7.2	464	123.54	1.66	K 67	6
8.2	405	108.03	1.90	KF 67	6
8.6	385	102.62	2.0	KA 67	6
9.8	338	90.04	2.3	KAF67	6
9.6	346	144.79	2.2		
11	295	123.54	2.6	K 67	4
13	258	108.03	3.0	KF 67	4
15	215	90.04	3.6	KA 67	4
18	182	76.37	4.2	KAF67	4
7.1	465	123.85	1.2		
8.2	406	108.29	1.4	K 57	6
8.6	386	102.88	1.5	KF 57	6
10	339	90.26	1.7	KA 57	6
12	287	76.56	2.0	KAF57	6
13	259	69.12	2.2		
9.6	347	145.14	1.6		
11	296	123.85	1.9	K 57	4
13	259	108.29	2.2	KF 57	4
14	246	102.88	2.3	KA 57	4
15	216	90.26	2.6	KAF57	4
18	183	76.56	3.1		
20	165	69.12	3.4		

输出转速 Output speed r/min	输出扭矩 Output torque Nm	传动比 Ratio i	使用系数 Service factor f_B	机型号 Type Type	极数 Pole p
0.37kW					
8.5	392	104.37	0.96	K 47	6
9.7	341	90.86	1.10	KF 47	6
10	319	85.12	1.18	KA 47	6
12	282	75.2	1.33	KAF47	6
11	315	131.87	1.19		
12	290	121.48	1.30		
13	249	104.37	1.51	K 47	4
15	217	90.86	1.73	KF 47	4
16	203	85.12	1.85	KA 47	4
18	180	75.20	2.1	KAF47	4
20	167	69.84	2.3		
22	151	63.30	2.5		
14	234	97.81	0.80		
17	200	83.69	0.94		
19	173	72.54	1.08		
21	162	67.80	1.16		
24	140	58.60	1.34		
28	119	49.79	1.58		
31	106	44.46	1.77		
37	91	37.97	2.07		
39	85	35.57	2.21	K 37	4
46	72	29.96	2.63	KF 37	4
48	69	28.83	2.73	KA 37	4
56	60	24.99	3.15	KAF37	4
60	56	23.36	3.28		
69	48	20.19	3.60		
81	41	17.15	4.13		
91	37	15.31	4.5		
106	31	13.08	5.0		
114	29	12.14	5.2		
133	25	10.49	6.0		
156	21	8.91	7.1		
175	19	7.96	7.7		
204	16	6.80	8.7		
218	15	6.37	9.0		
259	13	5.56	10		
0.55kW					
0.08	57099	16978	0.82		
0.10	47998	14272	0.98	K 187R97	4
0.11	44111	13116	1.07	KA 187R97	4
0.12	39170	11647	1.20		
0.19	24662	7333	1.9		
0.12	38783	11532	0.78		
0.14	34395	10227	0.87		
0.16	28913	8597	1.04	K 167R97	4
0.21	21988	6538	1.37	KA 167R97	4
0.26	18046	5366	1.67		
0.34	13651	4059	2.2		
0.20	23142	6881	0.73	K 157R97	4
0.23	19947	5931	0.85	KF 157R97	4
0.35	13365	3974	1.27	KA 157R97	4
0.46	10247	3047	1.65	KAF157R97	4
0.31	14875	4423	0.82		
0.37	12783	3801	0.96		
0.43	10886	3237	1.12		
0.47	9891	2941	1.24		
0.55	8569	2548	1.43	K 127R77	4
0.72	6477	1926	1.89	KF 127R77	4
0.79	5909	1757	2.1	KA 127R77	4
0.90	5183	1541	2.4	KAF127R77	4
1.0	4513	1342	2.7		
1.2	3958	1177	3.1		
1.4	3447	1025	3.5		

输出转速 Output speed r/min	输出扭矩 Output torque Nm	传动比 Ratio i	使用系数 Service factor f_B	机型号 Type Type	极数 Pole p
0.55kW					
0.48	9649	2869	0.78		
0.56	8421	2504	0.89		
0.63	7409	2203	1.01		
0.74	6286	1869	1.20		
0.82	5680	1689	1.32	K 107R77	4
0.91	5156	1533	1.46	KF 107R77	4
1.1	4429	1317	1.70	KA 107R77	4
1.2	3868	1150	1.94	KAF107R77	4
1.4	3414	1015	2.2		
1.6	2929	871	2.6		
1.8	2630	782	2.9		
2.0	2307	686	3.3		
2.3	2038	606	3.7		
1.0	4809	1430	0.8		
1.1	4241	1261	1.0		
1.3	3706	1102	1.1		
1.5	3218	957	1.3		
1.6	2875	855	1.4	K 97R57	4
1.9	2499	743	1.6	KF 97R57	4
2.1	2189	651	1.8	KA 97R57	4
2.4	1927	573	2.1	KAF97R57	4
2.8	1695	504	2.4		
3.2	1470	437	2.8		
3.6	1285	382	3.1		
4.6	1026	305	3.9		
1.5	3198	951	0.79		
1.7	2815	837	0.90		
1.9	2442	726	1.04		
2.2	2146	638	1.18		
2.5	1890	562	1.34		
2.9	1594	474	1.59	K 87R57	4
3.3	1433	426	1.77	KF 87R57	4
3.7	1254	373	2.0	KA 87R57	4
4.2	1110	330	2.3	KAF87R57	4
4.7	985	293	2.6		
5.6	841	250	3.0		
5.9	794	236	3.2		
6.9	676	201	3.8		
2.5	1856	552	0.78		
2.9	1631	485	0.89		
3.2	1439	428	1.01		
3.9	1204	358	1.21	K 77R37	4
4.3	1076	320	1.35	KF 77R37	4
4.9	952	283	1.53	KA 77R37	4
5.7	827	246	1.76	KAF77R37	4
6.4	726	216	2.0		
7.3	642	191	2.3		
8.2	572	170	2.5		
9.3	504	150	2.9		
5.1	915	272	0.84		
5.8	807	240	0.95	K 67R37	4
6.4	730	217	1.1	KF 67R37	4
7.3	642	191	1.2	KA 67R37	4
8.4	558	166	1.4	KAF67R37	4
9.7	484	144	1.6		
12	400	119	1.9		
7.2	646	192	0.87		
8.4	558	166	1.0	K 57R37	4
9.9	474	141	1.2	KF 57R37	4
11	424	126	1.3	KA 57R37	4
13	363	108	1.6	KAF57R37	4
15	319	95	1.8		

输出转速 Output speed r/min	输出扭矩 Output torque Nm	传动比 Ratio i	使用系数 Service factor f_B	机型号 Type Type	极数 Pole p
0.55kW					
3.8	1290	174.99	2.0	K 87	8
4.1	1209	164.05	2.1	KF 87	8
4.5	1084	147.09	2.3	KA 87	8
				KAF87	8
4.5	1101	197.27	2.3	K 87	6
5.1	976	174.99	2.6	KF 87	6
5.4	915	164.05	2.8	KA 87	6
6.0	821	147.09	3.1	KAF87	6
6.5	755	135.28	1.9	K 77	8
6.9	717	128.52	2.0	KF 77	8
7.8	634	113.56	2.3	KA 77	8
9.1	541	97.05	2.7	KAF77	8
5.7	859	154.02	1.70	K 77	6
6.5	755	135.28	1.93	KF 77	6
6.9	717	128.52	2.0	KA 77	6
7.8	634	113.56	2.3	KAF77	6
9.0	547	154.02	2.7	K 77	4
10	481	135.28	3.0	KF 77	4
11	457	128.52	3.2	KA 77	4
12	403	113.56	3.6	KAF77	4
14	345	97.05	4.2		
7.2	689	123.54	1.12	K 67	6
8.2	603	108.03	1.28	KF 67	6
8.6	573	102.62	1.35	KA 67	6
10	502	90.04	1.53	KAF67	6
12	426	76.37	1.81		
11	439	123.54	1.76	K 67	4
13	384	108.03	2.0	KF 67	4
15	320	90.04	2.4	KA 67	4
18	271	76.37	2.8	KAF67	4
8.2	604	108.29	0.93		
8.6	574	102.88	0.98		
9.8	504	90.26	1.12	K 57	6
12	427	76.56	1.32	KF 57	6
13	386	69.12	1.46	KA 57	6
14	339	60.81	1.66	KAF57	6
15	320	57.42	1.76		
11	440	123.85	1.28		
13	385	108.29	1.47		
14	365	102.88	1.54	K 57	4
15	321	90.26	1.76	KF 57	4
18	272	76.56	2.1	KA 57	4
20	246	69.12	2.3	KAF57	4
23	216	60.81	2.6		
24	204	57.42	2.8		
13	371	104.37	1.01		
15	323	90.86	1.17		
16	302	85.12	1.24	K 47	4
18	267	75.20	1.41	KF 47	4
20	248	69.84	1.52	KA 47	4
22	225	63.30	1.67	KAF47	4
24	202	56.83	1.86		
28	174	48.95	2.2		
30	164	46.03	2.3		
24	208	58.6	0.90	K 37	4
28	177	49.79	1.06	KF 37	4
31	158	44.46	1.19	KA 37	4
37	135	37.97	1.39	KAF37	4

输出转速 Output speed r/min	输出扭矩 Output torque Nm	传动比 Ratio i	使用系数 Service factor f_B	机型号 Type Type	极数 Pole p
0.55kW					
39	126	35.57	1.49		
46	106	29.96	1.77		
48	102	28.83	1.84		
56	89	24.99	2.1	K 37	4
60	83	23.36	2.2	KF 37	4
69	72	20.19	2.4	KA 37	4
81	61	17.15	2.8	KAF37	4
91	54	15.31	3.0		
106	46	13.08	3.3		
114	43	12.14	3.5		
133	37	10.49	4.0		
156	32	8.91	4.8		
175	28	7.96	5.2		
204	24	6.80	5.8		
218	23	6.37	6.0		
259	19	5.36	6.9		
0.75kW					
0.11	60151	13116	0.78		
0.12	53414	11647	0.88	K 187R97	4
0.19	33630	7333	1.40	KA 187R97	4
0.21	30901	6738	1.52		
0.23	27443	5984	1.71		
0.16	39426	8597	0.76		
0.21	29984	6538	1.00	K 167R97	4
0.26	24609	5366	1.22	KA 167R97	4
0.34	18615	4059	1.62		
0.41	15405	3359	1.95		
0.35	18225	3974	0.93	K 157R97	4
0.46	13974	3047	1.21	KF 157R97	4
0.83	7705	1680	2.2	KA 157R97	4
1.02	6260	1365	2.7	KAF157R97	4
0.43	14845	3237	0.82		
0.47	13488	2941	0.91		
0.55	11685	2548	1.05		
0.72	8833	1926	1.38	K 127R77	4
0.79	8058	1757	1.52	KF 127R77	4
0.90	7067	1541	1.73	KA 127R77	4
1.0	6154	1342	1.99	KAF127R77	4
1.2	5398	1177	2.3		
1.4	4701	1025	2.6		
1.5	4123	899	3.0		
0.82	7746	1689	0.97		
0.91	7030	1533	1.07		
1.1	6040	1317	1.25	K 107R77	4
1.2	5274	1150	1.43	KF 107R77	4
1.4	4655	1015	1.62	KA 107R77	4
1.6	3994	871	1.88	KAF107R77	4
1.8	3586	782	2.1		
2.0	3146	686	2.4		
2.3	2779	606	2.7		
1.3	5054	1102	0.8		
1.5	4389	957	0.9		
1.6	3921	855	1.0		
1.9	3407	743	1.2	K 97R57	4
2.1	2986	651	1.4	KF 97R57	4
2.4	2628	573	1.5	KA 97R57	4
2.8	2311	504	1.7	KAF97R57	4
3.2	2004	437	2.0		
3.6	1752	382	2.3		
4.6	1399	305	2.9		
5.4	1183	258	3.4		
6.0	1064	232	3.8		
7.0	913	199	4.4		

输出转速 Output speed r/min	输出扭矩 Output torque Nm	传动比 Ratio i	使用系数 Service factor f_B	机型号 Type Type	极数 Pole p
0.75kW					
1.9	3329	726	0.76		
2.2	2926	638	0.87		
2.5	2577	562	0.98		
2.9	2174	474	1.17	K 87R57	4
3.3	1954	426	1.30	KF 87R57	4
3.7	1711	373	1.48	KA 87R57	4
4.2	1513	330	1.68	KAF87R57	4
4.7	1344	293	1.89		
5.6	1147	250	2.2		
5.9	1082	236	2.3		
6.9	922	201	2.8		
3.9	1642	358	0.89		
4.3	1468	320	0.99	K 77R37	4
4.9	1298	283	1.12	KF 77R37	4
5.7	1128	246	1.29	KA 77R37	4
6.4	991	216	1.47	KAF77R37	4
3.9	1737	175.47	2.3	K 97	8
4.4	1508	152.31	2.7	KF 97	8
4.8	1389	140.28	2.9	KA 97	8
				KAF97	8
4.6	1456	147.09	1.7	K 87	8
5.4	1254	126.68	2.0	KF 87	8
5.9	1140	115.16	2.2	KA 87	8
6.6	1017	102.71	2.5	KAF87	8
5.2	1295	174.99	2.0	K 87	6
5.5	1214	164.05	2.1	KF 87	6
6.2	1088	147.09	2.3	KA 87	6
7.2	937	126.68	2.7	KAF87	6
7.0	956	197.27	2.7	K 87	4
8.0	848	174.99	3.0	KF 87	4
8.5	795	164.05	3.2	KA 87	4
9.4	712	147.09	3.6	KAF87	4
6.7	1001	135.28	1.46		
7.1	951	128.52	1.53	K 77	6
8.0	840	113.56	1.73	KF 77	6
9.4	718	97.05	2.0	KA 77	6
10	658	88.97	2.2	KAF77	6
9.0	746	154.02	1.95		
10	655	135.28	2.2	K 77	4
11	623	128.52	2.3	KF 77	4
12	550	113.56	2.6	KA 77	4
14	470	97.05	3.1	KAF77	4
11	598	123.54	1.29		
13	523	108.03	1.47		
15	436	90.04	1.77	K 67	4
18	370	76.37	2.1	KF 67	4
20	334	68.95	2.3	KA 67	4
23	294	60.66	2.6	KAF67	4
24	277	57.28	2.8		
11	600	123.85	0.9		
13	525	108.29	1.1		
14	498	102.88	1.1		
15	437	90.26	1.3	K 57	4
18	371	76.56	1.5	KF 57	4
20	335	69.12	1.7	KA 57	4
23	295	60.81	1.9	KAF57	4
24	278	57.42	2.0		
28	237	48.89	2.4		
31	215	44.43	2.6		

输出转速 Output speed r/min	输出扭矩 Output torque Nm	传动比 Ratio i	使用系数 Service factor f_B	机型号 Type Type	极数 Pole p
0.75kW					
18	364	75.2	1.03		
20	338	69.84	1.11		
22	307	63.30	1.23	K 47	4
24	275	56.83	1.37	KF 47	4
28	237	48.95	1.59	KA 47	4
30	223	46.03	1.69	KAF47	4
35	192	39.61	1.96		
39	171	35.39	2.2		
45	151	31.19	2.5		
31	215	44.46	0.87		
37	184	37.97	1.02		
39	172	35.57	1.09		
46	145	29.96	1.30		
48	140	28.83	1.35		
56	121	24.99	1.55		
60	113	23.36	1.62		
69	98	20.19	1.78	K 37	4
81	83	17.15	2.0	KF 37	4
91	74	15.31	2.2	KA 37	4
106	63	13.08	2.4	KAF37	4
114	59	12.14	2.6		
133	51	10.49	3.0		
156	43	8.91	3.5		
175	39	7.96	3.8		
204	33	6.80	4.3		
218	31	6.37	4.4		
259	26	5.36	5.1		
1.1kW					
0.15	62528	9363	0.75		
0.17	54267	8126	0.87		
0.19	48971	7333	0.96		
0.21	44998	6738	1.04	K 187R97	4
0.23	39962	5984	1.18	KA 187R97	4
0.26	35728	5350	1.32		
0.29	32122	4810	1.46		
0.32	29144	4364	1.61		
0.26	35835	5366	0.84		
0.29	32042	4798	0.94		
0.34	27107	4059	1.11		
0.42	22432	3359	1.34	K 167R97	4
0.51	18305	2741	1.64	KA 167R97	4
0.64	14518	2174	2.1		
0.82	11340	1698	2.7		
1.00	9363	1402	3.2		
1.08	8622	1291	3.5		
0.40	23480	3516	0.72		
0.46	20375	3051	0.83		
0.54	17430	2610	0.97		
0.60	15507	2322	1.09	K 157R97	4
0.83	11219	1680	1.51	KF 157R97	4
1.0	9116	1365	1.86	KA 157R97	4
1.1	8207	1229	2.1	KAF157R97	4
1.3	7299	1093	2.3		
1.5	6291	942	2.7		
1.6	5703	854	3.0		
0.72	12955	1926	0.9		
0.79	11818	1757	1.0	K 127R77	4
0.90	10365	1541	1.2	KF 127R77	4
1.0	9027	1342	1.4	KA 127R77	4
1.2	7917	1177	1.5	KAF127R77	4
1.4	6894	1025	1.8		

输出转速 Output speed r/min	输出扭矩 Output torque Nm	传动比 Ratio i	使用系数 Service factor f_B	机型号 Type Type	极数 Pole p
1.1kW					
1.5	6047	899	2.0		
1.8	5314	790	2.3	K 127R77	4
2.0	4641	690	2.6	KF 127R77	4
2.3	4029	599	3.0	KA 127R77	4
2.6	3625	539	3.4	KAF127R77	4
3.0	3148	468	3.9		
1.2	7735	1150	1.0		
1.4	6827	1015	1.1		
1.6	5859	871	1.3		
1.8	5260	782	1.4	K 107R77	4
2.0	4614	686	1.6	KF 107R77	4
2.3	4076	606	1.8	KA 107R77	4
2.7	3464	515	2.2	KAF107R77	4
3.1	3060	455	2.5		
3.5	2704	402	2.8		
4.0	2361	351	3.2		
4.5	2065	307	3.6		
1.9	4998	743	0.81		
2.1	4379	651	0.92		
2.4	3854	573	1.05	K 97R57	4
2.8	3390	504	1.19	KF 97R57	4
3.2	2939	437	1.38	KA 97R57	4
3.6	2569	382	1.57	KAF97R57	4
4.1	2300	342	1.76		
2.9	3188	474	0.80		
3.3	2865	426	0.89		
3.7	2509	373	1.01	K 87R57	4
4.2	2220	330	1.14	KF 87R57	4
4.7	1971	293	1.29	KA 87R57	4
5.6	1682	250	1.51	KAF87R57	4
5.9	1587	236	1.60		
6.9	1352	201	1.88		
3.9	2548	175.47	1.6	K 97	8
4.4	2212	152.31	1.8	KF 97	8
4.8	2037	140.28	2.0	KA 97	8
5.5	1810	124.61	2.2	KAF97	8
5.2	1904	175.47	2.1	K 97	6
5.9	1653	152.31	2.4	KF 97	6
6.5	1522	140.28	2.7	KA 97	6
7.3	1352	124.61	3.0	KAF97	6
8.0	1238	175.47	3.3	K 97	4
9.1	1074	152.31	3.7	KF 97	4
10	989	140.28	4.1	KA 97	4
				KAF97	4
5.2	1899	174.99	1.34	K 87	6
5.5	1780	164.05	1.42	KF 87	6
6.2	1596	147.09	1.59	KA 87	6
7.2	1375	126.68	1.84	KAF87	6
8.0	1234	174.99	2.1		
8.5	1157	164.05	2.2	K 87	4
9.5	1037	147.09	2.4	KF 87	4
11	894	126.68	2.8	KA 87	4
12	812	115.16	3.1	KAF87	4
6.7	1468	135.28	0.99	K 77	6
7.1	1395	128.52	1.04	KF 77	6
8.0	1232	113.56	1.18	KA 77	6
9.4	1053	97.05	1.38	KAF77	6

1.1kW

输出转速 Output speed r/min	输出扭矩 Output torque Nm	传动比 Ratio i	使用系数 Service factor f_B	机型号 Type Type	极数 Pole p
10	954	135.28	1.53	K 77 KF 77 KA 77 KAF77	4 4 4 4
11	906	128.52	1.61		
12	801	113.56	1.82		
14	685	97.05	2.1		
16	628	88.97	2.3		
18	551	78.07	2.6		
19	522	73.99	2.8		
13	762	108.03	1.01	K 67 KF 67 KA 67 KAF67	4 4 4 4
14	724	102.62	1.06		
16	635	90.04	1.21		
18	539	76.37	1.43		
20	486	68.95	1.58		
23	428	60.66	1.80		
24	404	57.28	1.91		
29	344	48.77	2.2		
32	313	44.32	2.5		
36	271	38.39	2.8		
16	637	90.26	0.89	K 57 KF 57 KA 57 KAF57	4 4 4 4
18	540	76.56	1.04		
20	488	69.12	1.16		
23	429	60.81	1.31		
24	405	57.42	1.39		
29	345	48.89	1.64		
32	313	44.43	1.80		
36	271	38.49	2.1		
39	252	35.70	2.2		
46	214	30.28	2.6		
51	193	27.34	2.9		
58	170	24.05	3.3		
62	160	22.71	3.5		
72	136	19.34	4.0		
80	124	17.57	4.2		
92	107	15.22	4.6		
106	93	13.25	4.7		
117	84	11.92	4.9		
124	79	11.26	5.1		
146	68	9.59	5.6		
161	61	8.71	6.0		
185	53	7.55	6.4		
213	46	6.57	7.0		
25	401	56.83	0.94	K 47 KF 47 KA 47 KAF47	4 4 4 4
29	345	48.95	1.09		
30	325	46.03	1.16		
35	279	39.61	1.35		
40	250	35.39	1.51		
45	220	31.19	1.71		
48	207	29.32	1.82		
54	183	25.91	2.1		
64	154	21.81	2.4		
72	138	19.58	2.7		
47	211	29.96	0.89	K 37 KF 37 KA 37 KAF37	4 4 4 4
56	176	24.99	1.07		
60	165	23.36	1.11		
69	142	20.19	1.22		
82	121	17.15	1.40		
91	108	15.31	1.52		
107	92	13.08	1.68		
115	86	12.14	1.76		
133	74	10.49	2.0		
157	63	8.91	2.4		
176	56	7.96	2.6		
206	48	6.80	2.9		
220	45	6.37	3.0		
261	38	5.36	3.5		

1.5kW

输出转速 Output speed r/min	输出扭矩 Output torque Nm	传动比 Ratio i	使用系数 Service factor f_B	机型号 Type Type	极数 Pole p
0.21	61360	6738	0.77	K 187R97 KA 187R97	4 4
0.23	54494	5984	0.86		
0.26	48720	5350	0.96		
0.29	43803	4810	1.07		
0.32	39741	4364	1.18		
0.39	32866	3609	1.43		
0.46	27884	3062	1.69		
0.56	22940	2519	2.0		
0.62	20654	2268	2.3		
0.34	36964	4059	0.81	K 167R97 KA 167R97	4 4
0.42	30589	3359	0.98		
0.51	24961	2741	1.21		
0.64	19798	2174	1.52		
0.82	15463	1698	1.95		
1.0	12767	1402	2.4		
1.1	11757	1291	2.6		
0.6	21118	2319	0.8	K 157R97 KF 157R97 KA 157R97 KAF157R97	4 4 4 4
0.8	15299	1680	1.1		
1.0	12431	1365	1.4		
1.1	11192	1229	1.5		
1.3	9954	1093	1.7		
1.5	8578	942	2.0		
1.6	7777	854	2.2		
2.5	5145	565	3.3		
2.8	4581	503	3.7		
2.6	4881	536	2.5	K 127R87 KF 127R87 KA 127R87 KAF127R87	4 4 4 4
3.3	3807	418	3.2		
3.8	3342	367	3.7		
0.80	16000	1757	0.76	K 127R77 KF 127R77 KA 127R77 KAF127R77	4 4 4 4
0.91	14033	1541	0.87		
1.0	12221	1342	1.00		
1.2	10718	1177	1.14		
1.4	9334	1025	1.31		
1.6	8187	899	1.49		
1.8	7194	790	1.70		
2.0	6284	690	1.94		
2.3	5455	599	2.2		
2.6	4908	539	2.5		
3.0	4262	468	2.9		
3.4	3734	410	3.3		
1.4	9243	1015	0.8	K 107R77 KF 107R77 KA 107R77 KAF107R77	4 4 4 4
1.6	7932	871	0.9		
1.8	7121	782	1.1		
2.0	6247	686	1.2		
2.3	5519	606	1.4		
2.7	4690	515	1.6		
3.1	4144	455	1.8		
3.5	3661	402	2.1		
4.0	3196	351	2.4		
4.6	2796	307	2.7		
2.4	5218	573	0.8	K 97R57 KF 97R57 KA 97R57 KAF97R57	4 4 4 4
2.8	4590	504	0.9		
3.2	3980	437	1.0		
3.7	3479	382	1.2		
4.1	3114	342	1.3		
4.6	2778	305	1.5		
5.4	2350	258	1.7		
6.0	2113	232	1.9		
7.0	1812	199	2.2		

输出转速 Output speed r/min	输出扭矩 Output torque Nm	传动比 Ratio i	使用系数 Service factor f_B	机型号 Type Type	极数 Pole p
1.5kW					
4.2	3005	330	0.84	K 87R57	4
4.8	2668	293	0.95	KF 87R57	4
5.6	2277	250	1.11	KA 87R57	4
5.9	2149	236	1.18	KAF87R57	4
7.0	1830	201	1.39		
7.7	1667	183	1.52		
4.9	2770	141.93	2.7	K 107	8
5.8	2334	119.58	3.2	KF 107	8
6.2	2163	110.83	3.5	KA 107	8
				KAF107	8
4.5	2972	152.31	1.36	K 97	8
4.9	2738	140.28	1.48	KF 97	8
5.5	2432	124.61	1.66	KA 97	8
				KAF97	8
5.2	2569	175.47	1.57	K 97	6
6.0	2229	152.31	1.81	KF 97	6
6.6	2053	140.28	1.97	KA 97	6
7.4	1824	124.61	2.2	KAF97	6
8.0	1688	175.47	2.4	K 97	4
9.2	1465	152.31	2.7	KF 97	4
10	1349	140.28	3.0	KA 97	4
11	1199	124.61	3.4	KAF97	4
6.3	2153	147.09	1.18	K 87	6
7.2	1854	126.68	1.37	KF 87	6
7.9	1686	115.16	1.50	KA 87	6
9.0	1503	102.71	1.69	KAF87	6
8.0	1683	174.99	1.51		
8.5	1578	164.05	1.61		
9.5	1415	147.09	1.79	K 87	4
11	1218	126.68	2.1	KF 87	4
12	1108	115.16	2.3	KA 87	4
14	988	102.71	2.6	KAF87	4
16	830	86.34	3.1		
8.0	1680	113.56	0.87	K 77	6
9.4	1436	97.05	1.01	KF 77	6
10	1317	88.97	1.11	KA 77	6
12	1155	78.07	1.26	KAF77	6
10	1301	135.28	1.12		
11	1236	128.52	1.18		
12	1092	113.56	1.33		
14	933	97.05	1.56	K 77	4
16	856	88.97	1.70	KF 77	4
18	751	78.07	1.94	KA 77	4
19	712	73.99	2.0	KAF77	4
22	623	64.75	2.3		
24	561	58.34	2.6		
27	492	51.18	3.0		
31	434	45.16	3.4		
35	385	40.04	3.8		
16	866	90.04	0.89		
18	735	76.37	1.05		
20	663	68.95	1.16		
23	583	60.66	1.32	K 67	4
24	551	57.28	1.40	KF 67	4
29	469	48.77	1.64	KA 67	4
32	426	44.32	1.81	KAF67	4
36	369	38.39	2.1		
39	343	35.62	2.2		
46	291	30.22	2.7		
51	262	27.28	2.9		
58	231	24.00	3.3		

输出转速 Output speed r/min	输出扭矩 Output torque Nm	传动比 Ratio i	使用系数 Service factor f_B	机型号 Type Type	极数 Pole p
1.5kW					
23	585	60.81	0.96		
24	552	57.42	1.02		
29	470	48.89	1.20		
32	427	44.43	1.32	K 57	4
36	370	38.49	1.52	KF 57	4
39	343	35.70	1.64	KA 57	4
46	291	30.28	1.94	KAF57	4
51	263	27.34	2.1		
58	231	24.05	2.4		
62	218	22.71	2.6		
72	186	19.34	2.9		
35	381	39.61	0.99		
40	340	35.39	1.10		
45	300	31.19	1.25		
48	282	29.32	1.33	K 47	4
54	249	25.91	1.51	KF 47	4
64	210	21.81	1.79	KA 47	4
72	188	19.58	2.0	KAF47	4
83	162	16.86	2.2		
88	153	15.86	2.3		
103	131	13.65	2.6		
115	117	12.19	2.8		
119	113	11.77	2.3		
60	225	23.36	0.82		
69	194	20.19	0.90		
82	165	17.15	1.03		
91	147	15.31	1.12	K 37	4
107	126	13.08	1.23	KF 37	4
115	117	12.14	1.29	KA 37	4
133	101	10.49	1.49	KAF37	4
157	86	8.91	1.75		
176	77	7.96	1.90		
206	65	6.80	2.2		
220	61	6.37	2.2		
261	52	5.36	2.6		
2.2kW					
0.33	57466	4364	0.82		
0.39	47524	3609	0.99		
0.46	40321	3062	1.17		
0.50	37108	2818	1.27		
0.56	33171	2519	1.42	K 187R97	4
0.63	29866	2268	1.57	KA 187R97	4
0.69	27048	2054	1.74		
0.78	23979	1821	1.96		
0.88	21135	1605	2.2		
0.52	36094	2741	0.83		
0.63	29655	2252	1.01		
0.65	28628	2174	1.05	K 167R97	4
0.84	22360	1698	1.35	KA 167R97	4
1.0	18462	1402	1.63		
1.1	17000	1291	1.77		
1.3	14498	1101	2.1		
1.5	12431	944	2.4		
0.85	22123	1680	0.76		
1.0	17975	1365	0.94	K 157R97	4
1.2	16184	1229	1.05	KF 157R97	4
1.3	14393	1093	1.18	KA 157R97	4
1.5	12404	942	1.36	KAF157R97	4
1.7	11246	854	1.50		
1.9	9955	756	1.70		

2.2kW

输出转速 Output speed r/min	输出扭矩 Output torque Nm	传动比 Ratio i	使用系数 Service factor f_B	机型号 Type Type	极数 Pole p
2.6	7058	536	1.73	K 127R87	4
3.0	6229	473	1.96	KF 127R87	4
3.4	5504	418	2.2	KA 127R87	4
3.9	4833	367	2.5	KAF127R87	4
4.3	4346	330	2.8		
1.4	13497	1025	0.91		
1.6	11838	899	1.03		
1.8	10403	790	1.17	K 127R77	4
2.1	9086	690	1.34	KF 127R77	4
2.4	7888	599	1.55	KA 127R77	4
2.6	7098	539	1.72	KAF127R77	4
3.0	6163	468	1.98		
3.5	5399	410	2.3		
2.3	7980	606	0.94		
2.8	6782	515	1.11		
3.1	5992	455	1.26	K 107R77	4
3.5	5294	402	1.42	KF 107R77	4
4.0	4622	351	1.63	KA 107R77	4
4.6	4043	307	1.86	KAF107R77	4
5.1	3648	277	2.1		
5.8	3200	243	2.4		
3.7	5030	382	0.80		
4.2	4504	342	0.90	K 97R57	4
4.7	4016	305	1.01	KF 97R57	4
5.5	3397	258	1.19	KA 97R57	4
6.1	3055	232	1.32	KAF97R57	4
7.1	2620	199	1.54		
5.0	3948	141.93	1.90	K 107	8
5.9	3326	119.58	2.3	KF 107	8
6.4	3083	110.83	2.4	KA 107	8
7.1	2763	99.34	2.7	KAF107	8
6.1	3200	152.31	1.26	K 97	6
6.7	2947	140.28	1.37	KF 97	6
7.5	2618	124.61	1.54	KA 97	6
14	1443	103.78	2.80	KAF97	6
8.1	2440	175.47	1.66		
9.3	2118	152.31	1.91	K 97	4
10	1951	140.28	2.1	KF 97	4
11	1733	124.61	2.3	KA 97	4
14	1443	103.78	2.8	KAF97	4
15	1346	96.80	3.0		
9.7	2046	147.09	1.24		
11	1762	126.68	1.44		
12	1602	115.16	1.58	K 87	4
14	1428	102.71	1.78	KF 87	4
16	1201	86.34	2.1	KA 87	4
18	1103	79.34	2.3	KAF87	4
20	980	70.46	2.6		
23	876	63.00	2.9		
13	1579	113.56	0.9		
15	1350	97.05	1.08		
16	1237	88.97	1.18		
18	1086	78.07	1.34		
19	1029	73.99	1.42	K 77	4
22	901	64.75	1.62	KF 77	4
24	811	58.34	1.80	KA 77	4
28	712	51.18	2.0	KAF77	4
31	628	45.16	2.3		
35	557	40.04	2.6		

2.2kW

输出转速 Output speed r/min	输出扭矩 Output torque Nm	传动比 Ratio i	使用系数 Service factor f_B	机型号 Type Type	极数 Pole p
40	490	35.20	3.0	K 77	4
46	430	30.89	3.4	KF 77	4
49	407	29.27	3.6	KA 77	4
55	356	25.62	4.1	KAF77	4
23	844	60.66	0.91		
25	797	57.28	0.97		
29	678	48.77	1.14		
32	616	44.32	1.25		
37	534	38.39	1.44		
40	495	35.62	1.56		
47	420	30.22	1.83		
52	379	27.28	2.0		
59	334	24.00	2.3	K 67	4
63	315	22.66	2.3	KF 67	4
74	268	19.30	2.7	KA 67	4
81	244	17.54	2.9	KAF67	4
93	211	15.19	3.1		
107	184	13.22	3.4		
116	170	12.24	2.9		
136	145	10.42	3.2		
150	132	9.47	3.4		
173	114	8.20	3.6		
199	99	7.14	4.0		
32	618	44.43	0.91		
37	535	38.49	1.05		
40	497	35.70	1.14		
47	421	30.28	1.34		
52	380	27.34	1.48	K 57	4
59	334	24.05	1.69	KF 57	4
63	316	22.71	1.79	KA 57	4
73	269	19.34	2.0	KAF57	4
81	244	17.57	2.1		
93	212	15.22	2.4		
107	184	13.25	2.3		
119	166	11.92	2.4		
126	157	11.26	2.5		
55	360	25.91	1.04		
65	303	21.81	1.24		
73	272	19.58	1.38	K 47	4
84	234	16.86	1.52	KF 47	4
90	221	15.86	1.62	KA 47	4
104	190	13.65	1.78	KAF47	4
116	170	12.19	1.94		
121	164	11.77	1.61		
134	147	10.56	1.79		
156	127	9.10	2.1		
109	182	13.08	0.85		
135	146	10.49	1.03	K 37	4
159	124	8.91	1.21	KF 37	4
178	111	7.96	1.32	KA 37	4
209	95	6.80	1.49	KAF37	4
223	89	6.37	1.54		
265	75	5.36	1.77		

3.0kW

输出转速 Output speed r/min	输出扭矩 Output torque Nm	传动比 Ratio i	使用系数 Service factor f_B	机型号 Type Type	极数 Pole p
0.46	54983	3062	0.85		
0.5	50602	2818	0.93		
0.56	45233	2519	1.04		
0.63	40726	2268	1.15	K 187R97	4
0.69	36883	2054	1.27	KA 187R97	4
0.78	32699	1821	1.44		
0.88	28820	1605	1.63		
1.0	25050	1395	1.88		
1.2	21476	1196	2.2		
0.84	30490	1698	0.99		
1.0	25175	1402	1.2		
1.1	23182	1291	1.3	K 167R97	4
1.3	19770	1101	1.52	KF 167R97	4
1.5	16951	944	1.77	KA 167R97	4
1.7	15137	843	1.99	KAF167R97	4
1.9	13593	757	2.2		
1.2	22069	1229	0.77		
1.3	19627	1093	0.86		
1.5	16915	942	1.00	K 157R97	4
1.7	15335	854	1.10	KF 157R97	4
1.9	13575	756	1.25	KA 157R97	4
2.5	10146	565	1.67	KAF157R97	4
2.8	9032	503	1.87		
2.6	9625	536	1.27		
3.0	8494	473	1.44	K 127R87	4
3.4	7506	418	1.63	KF 127R87	4
3.9	6590	367	1.85	KA 127R87	4
4.3	5926	330	2.1	KAF127R87	4
4.9	5207	290	2.3		
1.8	14186	790	0.86		
2.1	12390	690	0.99	K 127R77	4
2.4	10756	599	1.14	KF 127R77	4
2.6	9679	539	1.26	KA 127R77	4
3.0	8404	468	1.45	KAF127R77	4
3.5	7362	410	1.66		
3.1	8170	455	0.92		
3.5	7219	402	1.04		
4.0	6303	351	1.19		
4.6	5513	307	1.36	K 107R77	4
5.1	4974	277	1.51	KF 107R77	4
5.8	4363	243	1.72	KA 107R77	4
6.6	3861	215	1.95	KAF107R77	4
7.5	3394	189	2.2		
8.5	3017	168	2.5		
9.5	2676	149	2.8		
10	2496	139	3.0		
5.5	4893	258	0.83	K 97R57	4
6.1	4400	232	0.92	KF 97R57	4
7.1	3774	199	1.07	KA 97R57	4
				KAF97R57	4
5.0	5366	141.46	1.40	K 107	8
5.9	4543	119.76	1.66	KF 107	8
6.4	4204	110.83	1.79	KA 107	8
7.1	3768	99.34	2.0	KAF107	8
7.9	3402	89.68	2.2		
6.8	3968	141.46	1.9	K 107	6
8.0	3360	119.76	2.2	KF 107	6
8.7	3109	110.83	2.4	KA 107	6
9.7	2787	99.34	2.7	KAF107	6

3.0kW

输出转速 Output speed r/min	输出扭矩 Output torque Nm	传动比 Ratio i	使用系数 Service factor f_B	机型号 Type Type	极数 Pole p
				K 107	4
10	2692	141.93	2.8	KF 107	4
12	2268	119.58	3.3	KA 107	4
				KAF107	4
7.7	3496	124.61	1.16	K 97	6
9.3	2911	103.78	1.39	KF 97	6
9.9	2716	96.80	1.49	KA 97	6
11	2427	86.52	1.67	KAF97	6
8.1	3328	175.47	1.21		
9.3	2889	152.31	1.40		
10	2660	140.28	1.52		
11	2363	124.61	1.71		
14	1968	103.78	2.05	K 97	4
15	1836	96.80	2.20	KF 97	4
16	1646	86.52	2.46	KA 97	4
18	1477	77.89	2.74	KAF97	4
20	1338	70.54	3.02		
23	1186	62.55	3.41		
25	1072	56.55	3.77		
9.6	2790	147.09	0.91		
11	2403	126.68	1.06		
12	2184	115.16	1.16		
14	1948	102.71	1.30		
16	1637	86.34	1.55	K 87	4
18	1505	79.34	1.69	KF 87	4
20	1336	70.46	1.90	KA 87	4
23	1195	63.00	2.1	KAF87	4
25	1074	56.64	2.4		
29	932	49.16	2.7		
32	835	44.02	2.9		
39	693	36.52	3.4		
16	1687	88.97	0.86		
18	1481	78.07	0.98		
19	1403	73.99	1.04		
22	1228	64.75	1.19	K 77	4
24	1106	58.34	1.32	KF 77	4
28	971	51.18	1.50	KA 77	4
31	856	45.16	1.70	KAF77	4
35	759	40.04	1.92		
40	668	35.20	2.2		
46	586	30.89	2.5		
32	841	44.32	0.92		
37	728	38.39	1.06		
40	676	35.62	1.14		
47	573	30.22	1.34		
52	517	27.28	1.49		
59	455	24.00	1.65	K 67	4
63	430	22.66	1.71	KF 67	4
74	366	19.30	1.95	KA 67	4
81	333	17.54	2.1	KAF67	4
93	288	15.19	2.3		
107	251	13.22	2.5		
116	232	12.24	2.1		
136	198	10.42	2.4		
150	180	9.47	2.5		
47	574	30.28	0.98		
52	519	27.34	1.09	K 57	4
59	456	24.05	1.24	KF 57	4
63	431	22.71	1.31	KA 57	4
73	367	19.34	1.47	KAF57	4
81	333	17.57	1.57		

输出转速 Output speed r/min	输出扭矩 Output torque Nm	传动比 Ratio i	使用系数 Service factor f_B	机型号 Type Type	极数 Pole p
3.0kW					
93	289	15.22	1.74		
107	251	13.25	1.9		
119	226	11.92	1.7	K 57	4
126	214	11.26	1.8	KF 57	4
148	182	9.59	2.1	KA 57	4
163	165	8.71	2.2	KAF57	4
188	143	7.55	2.4		
216	125	6.57	2.6		
73	371	19.58	1.01		
84	320	16.86	1.12		
90	301	15.86	1.19		
104	259	13.65	1.31		
116	231	12.19	1.42	K 47	4
121	223	11.77	1.18	KF 47	4
134	200	10.56	1.31	KA 47	4
156	173	9.1	1.53	KAF47	4
166	162	8.56	1.56		
193	140	7.36	1.68		
216	125	6.58	1.81		
244	110	5.81	1.96		
159	169	8.91	0.89		
178	151	7.96	0.97	K 37	4
209	129	6.8	1.09	KF 37	4
223	121	6.37	1.13	KA 37	4
265	102	5.36	1.29	KAF37	4
4.0kW					
1.7	19697	825	2.4	K 187R107	4
2.8	12272	514	3.8	KA 187R107	4
0.57	59473	2510	0.79		
0.63	53547	2268	0.88		
0.70	48494	2054	0.97		
0.79	42993	1821	1.09	K 187R97	4
0.90	37894	1605	1.24	KA 187R97	4
1.0	32936	1395	1.43		
1.2	28237	1196	1.66		
1.4	24696	1046	1.90		
1.5	22240	942	2.1		
1.0	33101	1402	0.91		
1.1	30480	1291	0.99		
1.3	25994	1101	1.16	K 167R97	4
1.5	22288	944	1.35	KA 167R97	4
1.7	19903	843	1.51		
1.9	17873	757	1.68		
2.3	14874	630	2.0		
1.7	20163	854	0.84		
1.9	17849	756	0.95	K 157R97	4
2.5	13339	565	1.27	KF 157R97	4
2.9	11876	503	1.42	KA 157R97	4
3.3	10223	433	1.66	KAF157R97	4
2.7	12655	536	0.97		
3.0	11167	473	1.09	K 127R87	4
3.4	9869	418	1.24	KF 127R87	4
3.9	8665	367	1.41	KA 127R87	4
4.3	7901	330	1.55	KAF127R87	4
4.9	6943	290	1.76		
5.6	6057	253	2.0		
2.4	14341	599	0.85	K 127R77	4
2.6	12905	539	0.95	KF 127R77	4
3.0	11205	468	1.09	KA 127R77	4
3.5	9816	410	1.24	KAF127R77	4

输出转速 Output speed r/min	输出扭矩 Output torque Nm	传动比 Ratio i	使用系数 Service factor f_B	机型号 Type Type	极数 Pole p
4.0kW					
4.0	8404	351	0.89		
4.6	7350	307	1.02		
5.1	6632	277	1.13	K 107R77	4
5.8	5818	243	1.29	KF 107R77	4
6.6	5148	215	1.46	KA 107R77	4
7.5	4525	189	1.66	KAF107R77	4
8.5	4022	168	1.68		
9.5	3567	149	1.9		
11	3232	135	2.1		
7.1	5032	199	0.80	K 97R57	4
				KF 97R57	4
				KA 97R57	4
				KAF97R57	4
5.3	6825	134.94	1.8	K 127	8
5.8	6202	122.60	2.0	KF 127	8
6.4	5570	110.13	2.2	KA 127	8
				KAF127	8
6.6	5464	146.07	2.2	K 127	6
7.1	5047	134.94	2.4	KF 127	6
7.8	4587	122.60	2.7	KA 127	6
8.7	4119	110.13	3.0	KAF127	6
6.4	5605	110.83	1.34	K 107	8
7.1	5024	99.34	1.50	KF 107	8
7.9	4536	89.68	1.66	KA 107	8
8.7	4120	81.46	1.83	KAF107	8
6.8	5309	141.93	1.42		
8.0	4473	119.58	1.68	K 107	6
8.7	4146	110.83	1.81	KF 107	6
9.7	3716	99.34	2.0	KA 107	6
11	3354	89.68	2.2	KAF107	6
10	3527	141.46	2.1		
12	2986	119.76	2.5		
13	2764	110.83	2.7	K 107	4
14	2477	99.34	3.0	KF 107	4
16	2236	89.68	3.4	KA 107	4
18	2031	81.46	3.7	KAF107	4
20	1802	72.27	4.2		
10	3498	140.28	1.16		
12	3107	124.61	1.30	K 97	4
14	2588	103.78	1.56	KF 97	4
15	2414	96.80	1.67	KA 97	4
17	2157	86.52	1.87	KAF97	4
18	1942	77.89	2.1		
20	1759	70.54	2.3		
13	2872	115.16	0.88		
14	2561	102.71	0.99		
17	2153	86.34	1.18		
18	1978	79.34	1.28	K 87	4
20	1757	70.46	1.44	KF 87	4
23	1571	63.00	1.62	KA 87	4
25	1412	56.64	1.80	KAF87	4
29	1226	49.16	2.1		
33	1098	44.02	2.3		
39	911	36.52	2.8		

输出转速 Output speed r/min	输出扭矩 Output torque Nm	传动比 Ratio i	使用系数 Service factor f_B	机型号 Type Type	极数 Pole p
4.0kW					
22	1615	64.75	0.90		
25	1455	58.34	1.00		
28	1276	51.18	1.14		
32	1126	45.16	1.29	K 77	4
36	998	40.04	1.46	KF 77	4
38	957	38.39	1.52	KA 77	4
41	878	35.20	1.66	KAF77	4
47	770	30.89	1.89		
49	730	29.27	2.0		
56	639	25.62	2.3		
62	576	23.08	2.5		
71	505	20.25	2.9		
48	754	30.22	1.02		
53	680	27.28	1.13		
60	598	24.00	1.26		
64	565	22.66	1.30		
75	481	19.30	1.48		
82	437	17.54	1.59	K 67	4
95	379	15.19	1.74	KF 67	4
109	330	13.22	1.91	KA 67	4
118	305	12.24	1.63	KAF67	4
138	260	10.42	1.81		
152	236	9.47	1.91		
176	204	8.20	2.02		
202	178	7.14	2.2		
60	600	24.05	0.94		
63	566	22.71	1.00		
74	482	19.34	1.12		
82	438	17.57	1.19		
95	380	15.22	1.33	K 57	4
109	330	13.25	1.45	KF 57	4
121	297	11.92	1.31	KA 57	4
128	281	11.26	1.39	KAF57	4
150	239	9.59	1.59		
165	217	8.71	1.69		
191	188	7.55	1.82		
219	164	6.57	1.98		
5.5kW					
0.79	59116	1821	0.80		
0.90	52104	1605	0.90		
1.0	45286	1395	1.04	K 187R97	4
1.2	38826	1196	1.21	KA 187R97	4
1.4	33957	1046	1.38		
1.5	30580	942	1.54		
2.0	23926	737	2.0		
2.3	20095	619	2.3		
1.31	35742	1101	0.84		
1.5	30645	944	0.98		
1.7	27367	843	1.10		
1.9	24575	757	1.22	K 167R97	4
2.3	20452	630	1.47	KA 167R97	4
2.6	18212	561	1.65		
3.0	15550	479	1.93		
3.4	13700	422	2.2		
2.2	21458	661	0.79		
2.5	18342	565	0.92	K 157R97	4
2.9	16329	503	1.04	KF 157R97	4
3.3	14057	433	1.20	KA 157R97	4
3.8	12271	378	1.38	KAF157R97	4
4.3	10778	332	1.57		

输出转速 Output speed r/min	输出扭矩 Output torque Nm	传动比 Ratio i	使用系数 Service factor f_B	机型号 Type Type	极数 Pole p
5.5kW					
3.4	13570	418	0.90		
3.9	11914	367	1.03		
4.4	10713	330	1.14	K 127R87	4
5.0	9414	290	1.30	KF 127R87	4
5.7	8213	253	1.49	KA 127R87	4
6.7	6980	215	1.75	KAF127R87	4
7.1	6590	203	1.71		
8.6	5454	168	2.1		
9.7	4805	148	2.3		
6.7	6980	215	1.08		
7.6	6136	189	1.23	K 107R77	4
8.6	5454	168	1.38	KF 107R77	4
9.7	4837	149	1.55	KA 107R77	4
11	4383	135	1.72	KAF107R77	4
4.8	10288	150.03	1.64	K 157	8
5.9	8423	122.83	2.0	KF 157	8
7.2	6833	99.65	2.5	KA 157	8
7.8	6338	92.42	2.7	KAF157	8
5.3	9253	134.94	1.3	K 127	8
5.9	8399	122.60	1.5	KF 127	8
6.5	7556	110.13	1.6	KA 127	8
8.1	6143	89.43	2.0	KAF127	8
7.1	6940	134.94	1.76	K 127	6
7.8	6299	122.60	1.94	KF 127	6
8.7	5667	110.13	2.2	KA 127	6
11	4599	89.43	2.7	KAF127	6
8.7	5700	110.83	1.32	K 107	6
9.7	5109	99.34	1.47	KF 107	6
11	4612	89.68	1.63	KA 107	6
12	4190	81.46	1.79	KAF107	6
10	4866	141.93	1.55		
12	4100	119.58	1.83	K 107	4
13	3800	110.83	1.98	KF 107	4
14	3406	99.34	2.2	KA 107	4
16	3075	89.68	2.4	KAF107	4
18	2793	81.46	2.7		
12	4273	124.61	0.95		
14	3558	103.78	1.14		
15	3319	96.80	1.22	K 97	4
17	2967	86.52	1.36	KF 97	4
18	2671	77.89	1.51	KA 97	4
20	2419	70.54	1.67	KAF97	4
23	2145	62.55	1.88		
25	1939	56.55	2.1		
30	1643	47.93	2.5		
17	2960	86.34	1.37		
18	2720	79.34	1.49		
20	2416	70.46	1.67		
23	2160	63.00	1.87	K 87	4
25	1942	56.64	2.1	KF 87	4
29	1686	49.16	1.51	KA 87	4
33	1509	44.02	1.68	KAF87	4
39	1252	36.52	2.0		
46	1076	31.39	2.4		
52	956	27.88	2.7		
32	1548	45.16	0.94		
36	1373	40.04	1.06	K 77	4
47	1059	30.89	1.38	KF 77	4
49	1004	29.27	1.45	KA 77	4
56	878	25.62	1.66	KAF77	4

5.5kW

输出转速 Output speed r/min	输出扭矩 Output torque Nm	传动比 Ratio i	使用系数 Service factor f_B	机型号 Type Type	极数 Pole p
62	791	23.08	1.84	K 77 KF 77 KA 77 KAF77	4 4 4 4
71	694	20.25	2.0		
81	613	17.87	2.2		
91	543	15.84	2.4		
107	464	13.52	2.5		
117	424	12.36	2.6		
133	371	10.81	2.7		
60	823	24.00	0.91	K 67 KF 67 KA 67 KAF67	4 4 4 4
64	777	22.66	0.94		
75	662	19.30	1.08		
82	601	17.54	1.16		
95	521	15.19	1.26		
109	453	13.22	1.39		
118	420	12.24	1.39		
138	357	10.42	1.32		
152	325	9.47	1.39		
176	281	8.20	1.47		
202	245	7.14	1.61		
82	602	17.57	0.87	K 57 KF 57 KA 57 KAF57	4 4 4 4
95	522	15.22	0.96		
109	454	13.25	0.97		
121	409	11.92	1.01		
128	386	11.26	1.06		
150	329	9.59	1.16		
165	299	8.71	1.23		
191	259	7.55	1.33		
219	225	6.57	1.44		

7.5kW

输出转速 Output speed r/min	输出扭矩 Output torque Nm	传动比 Ratio i	使用系数 Service factor f_B	机型号 Type Type	极数 Pole p
1.8	36021	825	1.30	K 187R107 KA 187R107	4 4
2.0	31437	720	1.50		
2.4	26808	614	1.75		
1.2	52220	1196	0.90	K 187R97 KA 187R97	4 4
1.4	45670	1046	1.03		
1.5	41129	942	1.14		
2.0	32179	737	1.46		
2.4	27027	619	1.74		
2.8	22879	524	2.1		
1.7	36807	843	0.82	K 167R97 KF 167R97 KA 167R97 KAF167R97	4 4 4 4
1.9	33052	757	0.91		
2.3	27507	630	1.09		
2.6	24494	561	1.23		
3.0	20914	479	1.44		
3.5	18425	422	1.63		
4.0	16024	367	1.88		
3.4	18906	433	0.89	K 157R97 KF 157R97 KA 157R97 KAF157R97	4 4 4 4
3.9	16504	378	1.03		
4.4	14496	332	1.17		
5.0	12662	290	1.34		
4.4	14408	330	0.85	K 127R87 KF 127R87 KA 127R87 KAF127R87	4 4 4 4
5.0	12662	290	0.97		
5.8	11046	253	1.11		
6.8	9387	215	1.30		
7.2	8863	203	1.38		
8.7	7335	168	1.67		
9.9	6462	148	1.89		
4.4	15382	164.44	2.0	K 167 KA 167	8 8
5.3	12623	135.38	2.4		
5.8	11537	164.44	2.61	K 167 KA 167	6 6
7.1	9467	135.38	3.18		

7.5kW

输出转速 Output speed r/min	输出扭矩 Output torque Nm	传动比 Ratio i	使用系数 Service factor f_B	机型号 Type Type	极数 Pole p
6.4	10522	150.03	1.6	K 157 KF 157 KA 157 KAF157	6 6 6 6
7.8	8614	122.83	2.0		
9.6	6989	99.65	2.4		
10	6482	92.42	2.6		
12	5593	79.75	3.0		
7.1	9464	134.94	1.29	K 127 KF 127 KA 127 KAF127	6 6 6 6
7.8	8590	122.48	1.42		
8.7	7727	110.18	1.58		
11	6272	89.43	1.95		
10	6736	146.07	1.81	K 127 KF 127 KA 127 KAF127	4 4 4 4
11	6223	134.94	1.96		
12	5648	122.60	2.2		
13	5081	110.13	2.4		
16	4124	89.43	3.0		
18	3805	82.52	3.2		
21	3272	70.95	3.7		
10	6545	141.93	1.15	K 107 KF 107 KA 107 KAF107	4 4 4 4
12	5514	119.58	1.36		
13	5111	110.83	1.47		
15	4581	99.34	1.64		
16	4136	89.68	1.82		
18	3757	81.46	2.00		
20	3333	72.27	2.3		
22	3024	65.58	2.5		
26	2599	56.37	2.9		
30	2269	49.20	3.2		
35	1925	41.74	3.6		
40	1682	36.48	4.0		
15	4464	96.80	0.91	K 97 KF 97 KA 97 KAF97	4 4 4 4
17	3990	86.52	1.01		
19	3592	77.89	1.13		
21	3253	70.54	1.24		
23	2884	62.55	1.40		
26	2608	56.55	1.55		
30	2210	47.93	1.83		
35	1931	41.87	2.1		
38	1766	38.30	2.3		
43	1579	34.23	2.6		
23	2905	63.00	0.87	K 87 KF 87 KA 87 KAF87	4 4 4 4
26	2612	56.64	0.97		
30	2267	49.16	1.12		
33	2030	44.02	1.20		
40	1684	36.52	1.40		
47	1448	31.39	1.75		
52	1286	27.88	1.90		
59	1149	24.92	2.0		
65	1033	22.41	2.1		
75	897	19.45	2.4		
84	803	17.42	2.6		
92	736	15.95	2.3		
101	666	14.45	3.0		
47	1424	30.89	1.02	K 77 KF 77 KA 77 KAF77	4 4 4 4
50	1350	29.27	1.08		
57	1181	25.62	1.23		
63	1064	23.08	1.37		
72	934	20.25	1.56		
82	824	17.87	1.65		
92	730	15.84	1.80		
108	623	13.52	1.82		
118	570	12.36	1.89		
135	499	10.81	1.95		
153	440	9.54	2.0		
173	390	8.46	2.1		
202	333	7.22	2.3		

输出转速 Output speed r/min	输出扭矩 Output torque Nm	传动比 Ratio i	使用系数 Service factor f_B	机型号 Type Type	极数 Pole p
11kW					
1.8	52831	825	0.89		
2.0	46107	720	1.02	K 187R107	4
2.4	39319	614	1.20	KA 187R107	4
2.8	32915	514	1.43		
3.3	28753	449	1.63		
4.0	23374	365	2.0		
2.0	47196	737	1.00	K 187R97	4
2.4	39639	619	1.19	KA 187R97	4
2.8	33556	524	1.40		
4.7	20044	313	1.50		
5.3	17482	273	1.72	K 167R107	4
5.8	16009	250	1.88	KA 167R107	4
6.7	13960	218	2.2		
7.2	13000	203	2.3		
2.6	35925	561	0.84		
3.0	30674	479	0.98	K 167R97	4
3.5	27024	422	1.11	KA 167R97	4
4.0	23502	367	1.28		
				K 157R97	4
4.4	21260	332	0.80	KF 157R97	4
5.0	18571	290	0.91	KA 157R97	4
				KAF157R97	4
6.8	13768	215	0.89	K 127R87	4
7.2	13000	203	0.94	KF 127R87	4
8.7	10758	168	1.14	KA 127R87	4
9.9	9478	148	1.29	KAF127R87	4
5.4	18313	135.38	1.64	K 167	8
6.6	14932	110.38	2.0	KA 167	8
5.9	16740	164.44	1.80	K 167	6
7.2	13782	135.38	2.2	KA 167	6
8.9	11122	164.44	2.7	K 167	4
11	9158	135.38	3.3	KA 167	4
5.9	16615	122.83	1.02	K 157	8
7.3	13480	99.65	1.26	KF 157	8
7.9	12502	92.42	1.35	KA 157	8
9.1	10788	79.75	1.57	KAF157	8
6.5	15273	150.03	1.11	K 157	6
7.9	12504	122.83	1.35	KF 157	6
9.7	10144	99.65	1.67	KA 157	6
10	9408	92.42	1.80	KAF157	6
12	8119	79.75	2.1		
9.7	10147	150.03	1.67	K 157	4
12	8308	122.83	2.0	KF 157	4
15	6740	99.65	2.5	KA 157	4
16	6251	92.42	2.7	KAF157	4
11	9127	134.94	1.34		
12	8295	122.60	1.47	K 127	4
13	7449	110.13	1.64	KF 127	4
16	6049	89.43	2.0	KA 127	4
18	5581	82.52	2.2	KAF127	4
21	4799	70.95	2.5		
13	7496	110.83	1.00	K 107	4
15	6719	99.34	1.12	KF 107	4
16	6066	89.68	1.24	KA 107	4
18	5510	81.46	1.36	KAF107	4

输出转速 Output speed r/min	输出扭矩 Output torque Nm	传动比 Ratio i	使用系数 Service factor f_B	机型号 Type Type	极数 Pole p
11kW					
20	4888	72.27	1.54		
22	4435	65.58	1.70	K 107	4
26	3813	56.37	1.97	KF 107	4
30	3328	49.2	2.2	KA 107	4
35	2823	41.74	2.5	KAF107	4
40	2467	36.48	2.7		
21	4771	70.54	0.85		
23	4231	62.55	0.96		
26	3825	56.55	1.06		
30	3242	47.93	1.25	K 97	4
35	2832	41.87	1.43	KF 97	4
38	2590	38.3	1.56	KA 97	4
43	2315	34.23	1.75	KAF97	4
47	2085	30.82	1.94		
52	1888	27.91	2.1		
59	1674	24.75	2.4		
65	1513	22.37	2.7		
33	2977	44.02	0.82		
40	2470	36.52	0.95		
47	2123	31.39	1.20		
52	1886	27.88	1.30		
59	1685	24.92	1.39		
65	1516	22.41	1.43	K 87	4
75	1315	19.45	1.64	KF 87	4
84	1178	17.42	1.76	KA 87	4
92	1079	15.95	1.57	KAF87	4
101	977	14.45	1.9		
116	849	12.56	2.0		
131	753	11.13	2.1		
147	674	9.96	2.2		
177	559	8.27	2.4		
203	486	7.19	2.5		
63	1561	23.08	0.93		
72	1370	20.25	1.03		
82	1209	17.87	1.13		
92	1071	15.84	1.23	K 77	4
108	914	13.52	1.38	KF 77	4
118	836	12.36	1.12	KA 77	4
135	731	10.81	1.27	KAF77	4
153	645	9.54	1.37		
173	572	8.46	1.46		
202	488	7.22	1.57		
15kW					
2.4	53617	614	0.88		
2.8	44884	514	1.05	K 187R107	4
3.3	39208	449	1.20	KA 187R107	4
4.0	31873	365	1.47		
5.4	23403	268	2.0		
4.7	27332	313	1.10		
5.3	23839	273	1.26		
5.8	21831	250	1.38	K 167R107	4
6.7	19037	218	1.58	KA 167R107	4
7.2	17727	203	1.70		
7.9	16155	185	1.86		
9.0	14234	163	2.1		
6.2	20696	237	0.82		
7.0	18338	210	0.92	K 157R107	4
7.9	16068	184	1.05	KF 157R107	4
9.4	13535	155	1.25	KA 157R107	4
12	11003	126	1.54	KAF157R107	4
13	9606	110	1.76		

15kW

输出转速 Output speed r/min	输出扭矩 Output torque Nm	传动比 Ratio i	使用系数 Service factor f_B	机型号 Type Type	极数 Pole p
5.4	25096	180.78	1.87	K 187	6
6.0	22285	160.53	2.1	KA 187	6
7.2	18793	135.38	1.60	K 167	6
8.8	15324	110.39	1.96	KA 167	6
8.9	15166	164.44	1.12	K 167	4
11	12486	135.38	1.36	KA 167	4
7.9	16990	122.39	1.00	K 157	6
9.7	13833	99.65	1.22	KF 157	6
10	12830	92.42	1.32	KA 157	6
12	11071	79.75	1.53	KAF157	6
14	9770	70.35	1.73		
9.7	13837	150.03	1.22	K 157	4
12	11329	122.83	1.49	KF 157	4
15	9191	99.65	1.84	KA 157	4
16	8524	92.42	2.0	KAF157	4
18	7355	79.75	2.3		
11	12445	134.94	0.97		
12	11307	122.60	1.08		
13	10157	110.13	1.20		
16	8248	89.43	1.48	K 127	4
18	7611	82.52	1.61	KF 127	4
21	6544	70.95	1.87	KA 127	4
23	5774	62.60	2.1	KAF127	4
27	4987	54.07	2.5		
31	4410	47.82	2.8		
16	8271	89.68	0.91		
18	7513	81.46	1.00		
20	6665	72.27	1.13		
22	6048	65.58	1.24		
26	5199	56.37	1.45	K 107	4
30	4538	49.2	1.62	KF 107	4
35	3850	41.74	1.80	KA 107	4
40	3365	36.48	2.0	KAF107	4
45	2972	32.22	2.2		
47	2844	30.84	2.3		
51	2637	28.59	2.6		
30	4421	47.93	0.91		
35	3862	41.87	1.05		
38	3532	38.3	1.14		
43	3157	34.23	1.28	K 97	4
47	2843	30.82	1.42	KF 97	4
52	2574	27.91	1.57	KA 97	4
59	2283	24.75	1.77	KAF97	4
65	2063	22.37	1.96		
77	1749	18.96	2.3		
88	1527	16.56	2.6		
47	2895	31.39	0.88		
52	2571	27.88	0.99		
59	2298	24.92	1.10		
65	2067	22.41	1.23		
75	1794	19.45	1.37	K 87	4
84	1607	17.42	1.41	KF 87	4
92	1471	15.95	1.48	KA 87	4
101	1333	14.45	1.5	KAF87	4
116	1158	12.56	1.53		
131	1027	11.13	1.58		
147	919	9.96	1.73		
177	763	8.27	1.84		
203	663	7.19	2.2		

18.5kW

输出转速 Output speed r/min	输出扭矩 Output torque Nm	传动比 Ratio i	使用系数 Service factor f_B	机型号 Type Type	极数 Pole p
2.9	54981	514	0.85		
3.3	48028	449	0.98	K 187R107	4
4.0	39043	365	1.20	KA 187R107	4
5.5	28667	268	1.64		
6.5	24281	227	1.9		
4.7	33481	313	0.90		
5.4	29202	273	1.03		
5.9	26742	250	1.12		
6.7	23319	218	1.29	K 167R107	4
7.2	21714	203	1.39	KA 167R107	4
7.9	19789	185	1.52		
9.0	17436	163	1.73		
11	14868	139	2.0		
12	12943	121	2.3		
8.0	19682	184	0.86	K 157R107	4
9.5	16580	155	1.02	KF 157R107	4
12	13478	126	1.26	KA 157R107	4
13	11766	110	1.44	KAF157R107	4
5.4	30951	180.78	1.52		
6.0	27484	160.53	1.71	K 187	6
6.7	24745	144.53	1.9	KA 187	6
7.4	22317	130.35	2.1		
8.1	20424	180.78	2.3		
9.2	18136	160.53	2.6	K 187	4
10	16328	144.53	2.9	KA 187	4
11	14726	130.35	3.2		
11	15195	134.5	1.98	K 167	4
13	12471	110.39	2.4	KA 167	4
17	9851	87.20	3.1		
10	17061	99.65	0.99	K 157	6
11	15823	92.42	1.08	KF 157	6
12	13654	79.75	1.24	KA 157	6
14	12050	70.38	1.4	KAF157	6
12	13827	122.39	1.22		
15	11258	99.65	1.50		
16	10441	92.42	1.62	K 157	4
18	9010	79.75	1.88	KF 157	4
21	7951	70.38	2.1	KA 157	4
24	6894	61.02	2.5	KAF157	4
27	6133	54.29	2.8		
31	5286	46.79	3.2		
39	4295	38.02	3.9		
13	12442	110.13	0.98		
16	10103	89.43	1.21		
18	9323	82.52	1.31		
21	8016	70.95	1.52	K 127	4
23	7072	62.60	1.73	KF 127	4
27	6109	54.07	2.0	KA 127	4
31	5403	47..82	2.3	KAF127	4
37	4540	40.19	2.7		
41	4121	36.48	3.0		
47	3544	31.36	3.4		
53	3127	27.67	3.9		
20	8165	72.27	0.92		
22	7409	65.58	1.01	K 107	4
26	6368	56.37	1.18	KF 107	4
30	5558	49.2	1.35	KA 107	4
35	4716	41.74	1.47	KAF107	4
40	4121	36.48	1.64		

18.5kW

输出转速 Output speed r/min	输出扭矩 Output torque Nm	传动比 Ratio i	使用系数 Service factor f_B	机型号 Type Type	极数 Pole p
46	3640	32.22	1.86		
48	3484	30.84	1.88	K 107	4
51	3230	28.59	2.1	KF 107	4
57	2931	25.94	2.3	KA 107	4
66	2519	22.30	2.7	KAF107	4
76	2199	19.46	3.1		
89	1865	16.51	3.6		
35	4730	41.87	0.85		
48	3482	30.82	1.16		
53	3153	27.91	1.28	K 97	4
59	2796	24.75	1.45	KF 97	4
66	2527	22.37	1.60	KA 97	4
78	2142	18.96	1.9	KAF97	4
89	1871	16.56	2.2		
106	1565	13.85	2.6		
123	1355	11.99	2.7		
59	2815	24.92	0.83		
66	2532	22.41	0.85		
76	2197	19.45	0.98		
84	1968	17.42	1.05	K 87	4
102	1633	14.45	1.12	KF 87	4
117	1419	12.56	1.21	KA 87	4
132	1257	11.13	1.25	KAF87	4
148	1125	9.96	1.32		
178	934	8.27	1.41		
204	812	7.19	1.50		

22kW

输出转速 Output speed r/min	输出扭矩 Output torque Nm	传动比 Ratio i	使用系数 Service factor f_B	机型号 Type Type	极数 Pole p
3.3	57114	449	0.82		
4.0	46429	365	1.01		
5.5	34091	268	1.38	K 187R107	4
6.5	28875	227	1.63	KA 187R107	4
7.4	25313	199	1.86		
8.8	21370	168	2.2		
5.4	34727	273	0.87		
5.9	31801	250	0.95		
6.7	27730	218	1.08	K 167R107	4
7.2	25822	203	1.16	KA 167R107	4
7.9	23533	185	1.28		
9.0	20734	163	1.45		
11	17681	139	1.70		
12	15392	121	2.0		
9.5	19717	155	0.86	K 157R107	4
12	16028	126	1.06	KF 157R107	4
13	13992	110	1.21	KA 157R107	4
				KAF157R107	4
5.4	36807	180.78	1.28		
6.0	32684	160.53	1.44		
6.7	29427	144.53	1.60	K 187	6
7.4	26540	130.35	1.77	KA 187	6
8.6	23044	113.18	2.0		
8.1	24288	180.78	1.94		
9.2	21567	160.53	2.2	K 187	4
10	19418	144.53	2.4	KA 187	4
11	17512	130.35	2.7		
11	18070	134.5	1.66		
13	14831	110.39	2.0	K 167	4
17	11715	87.20	2.6	KA 167	4
19	10460	77.86	2.9		

22kW

输出转速 Output speed r/min	输出扭矩 Output torque Nm	传动比 Ratio i	使用系数 Service factor f_B	机型号 Type Type	极数 Pole p
9.7	20289	99.65	0.83		
11	18817	92.42	0.90	K 157	6
12	16237	79.75	1.04	KF 157	6
14	14330	70.38	1.18	KA 157	6
16	12424	61.02	1.36	KAF157	6
12	16502	122.83	1.03		
15	13388	99.65	1.26		
16	12417	92.42	1.36		
18	10714	79.75	1.58	K 157	4
21	9456	70.38	1.79	KF 157	4
24	8198	61.02	2.1	KA 157	4
27	7294	54.29	2.3	KAF157	4
31	6286	46.79	2.7		
39	5108	38.02	3.3		
16	12015	89.43	1.02		
18	11087	82.52	1.10		
21	9532	70.95	1.28		
23	8410	62.60	1.45		
27	7264	54.07	1.68	K 127	4
31	6425	47.82	1.90	KF 127	4
37	5400	40.19	2.3	KA 127	4
40	4901	36.48	2.5	KAF127	4
47	4215	31.36	2.9		
53	3719	27.67	3.3		
61	3212	23.90	3.8		
70	2841	21.14	4.3		
26	7573	56.37	0.99		
30	6610	49.20	1.11		
35	5608	41.74	1.23		
40	4901	36.48	1.38		
46	4329	32.22	1.56		
48	4143	30.84	1.54	K 107	4
51	3841	28.59	1.76	KF 107	4
57	3485	25.94	1.94	KA 107	4
66	2996	22.30	2.2	KAF107	4
76	2614	19.46	2.3		
89	2218	16.51	2.6		
102	1939	14.43	2.6		
109	1815	13.51	2.9		
125	1584	11.79	3.0		
147	1343	10	3.3		
48	4141	30.82	0.98		
53	3750	27.91	1.08		
59	3325	24.75	1.22		
66	3005	22.37	1.34	K 97	4
78	2547	18.96	1.59	KF 97	4
89	2225	16.56	1.82	KA 97	4
106	1861	13.85	1.87	KAF97	4
123	1611	11.99	2.1		
137	1439	10.71	2.2		
164	1202	8.95	2.3		
76	2613	19.45	0.83		
84	2340	17.42	0.88		
102	1941	14.45	0.94	K 87	4
117	1687	12.56	1.02	KF 87	4
132	1495	11.13	1.05	KA 87	4
148	1338	9.96	1.11	KAF87	4
178	1111	8.27	1.18		
204	966	7.19	1.27		

30kW

输出转速 Output speed r/min	输出扭矩 Output torque Nm	传动比 Ratio i	使用系数 Service factor f_B	机型号 Type Type	极数 Pole p
5.5	49099	268	0.96		
6.5	41587	227	1.13	K 187R107	4
7.4	36458	199	1.29	KA 187R107	4
8.8	30778	168	1.5		
6.7	39938	218	0.75		
7.2	37190	203	0.81		
7.9	33893	185	0.89		
9.0	29862	163	1.01	K 167R107	4
11	25465	139	1.18	KA 167R107	4
12	22168	121	1.36		
8.1	33120	180.78	1.42		
8.9	30423	166.06	1.54		
10	26478	144.53	1.78		
11	23996	130.98	1.96	K 187	4
13	20735	113.18	2.3	KA 187	4
14	18813	102.69	2.5		
17	16206	88.46	2.9		
13	20048	109.43	1.50		
17	15975	87.20	1.88		
19	14554	79.44	2.1	K 167	4
22	12427	67.83	2.4	KA 167	4
24	11088	60.52	2.7		
15	18256	99.65	0.93		
16	16932	92.42	1.00		
18	14611	79.75	1.16		
21	12894	70.38	1.31	K 157	4
24	11179	61.02	1.51	KF 157	4
27	9946	54.29	1.70	KA 157	4
31	8572	46.79	1.97	KAF157	4
39	6965	38.02	2.4		
47	5734	31.30	3.0		
21	12998	70.95	0.94		
23	11469	62.60	1.07		
27	9906	54.07	1.23	K 127	4
31	8761	47.82	1.39	KF 127	4
37	7363	40.19	1.66	KA 127	4
40	6683	36.48	1.83	KAF127	4
47	5747	31.36	2.1		
53	5071	27.67	2.4		
61	4380	23.90	2.8		
35	7647	41.74	0.90		
40	6683	36.48	1.01		
46	5903	32.22	1.08		
51	5238	28.59	1.29		
57	4752	25.94	1.42	K 107	4
66	4085	22.30	1.63	KF 107	4
76	3565	19.46	1.66	KA 107	4
89	3025	16.51	1.87	KAF107	4
102	2644	14.43	1.90		
109	2475	13.51	2.15		
125	2160	11.79	2.19		
147	1832	10.00	2.39		
168	1601	8.74	2.45		
59	4534	24.75	0.89		
66	4098	22.37	0.99		
78	3474	18.96	1.16	K 97	4
89	3034	16.56	1.33	KF 97	4
106	2537	13.85	1.59	KA 97	4
123	2197	11.99	1.66	KAF97	4
137	1962	10.71	1.37		
164	1640	8.95	1.52		

37kW

输出转速 Output speed r/min	输出扭矩 Output torque Nm	传动比 Ratio i	使用系数 Service factor f_B	机型号 Type Type	极数 Pole p
5.5	56947	268	0.83		
6.5	48235	227	0.97	K 187R107	4
7.4	42285	199	1.11	KA 187R107	4
8.8	35698	168	1.32		
8.0	39310	185	0.77		
9.1	34635	163	0.87	K 167R107	4
11	29536	139	1.02	KA 167R107	4
12	25711	121	1.17		
8.2	40572	180.78	1.16		
8.9	37268	166.06	1.26		
10	32436	144.53	1.45		
11	29395	130.98	1.60	K 187	4
13	25400	113.18	1.85	KA 187	4
14	23046	102.69	2.0		
17	19853	88.46	2.4		
14	24559	109.43	1.22		
17	19646	87.54	1.53		
19	17828	78.44	1.69	K 167	4
22	15301	68.18	2.0	KA 167	4
24	13582	60.52	2.2		
35	9592	42.74	3.1		
16	20741	92.42	0.82		
19	17898	79.75	0.95		
21	15795	70.38	1.07	K 157	4
24	13694	61.02	1.24	KF 157	4
27	12184	54.29	1.39	KA 157	4
32	10501	46.79	1.61	KAF157	4
39	8533	38.02	1.98		
47	7025	31.30	2.4		
24	14049	62.60	0.87		
27	12135	54.07	1.01		
31	10732	47.82	1.14		
37	9020	40.19	1.35		
41	8187	36.48	1.49		
47	7040	31.36	1.74	K 127	4
53	6212	27.67	1.97	KF 127	4
62	5366	23.90	2.3	KA 127	4
70	4747	21.14	2.6	KAF127	4
83	3988	17.77	2.8		
103	3220	14.35	3.1		
116	2870	12.78	3.1		
138	2410	10.74	3.5		
171	1948	8.68	3.5		
41	8187	36.48	0.83		
48	6921	30.84	0.92		
52	6416	28.59	1.05		
57	5822	25.94	1.16		
66	5005	22.3	1.33	K 107	4
76	4367	19.46	1.35	KF 107	4
90	3705	16.51	1.53	KA 107	4
103	3238	14.43	1.55	KAF107	4
110	3032	13.51	1.75		
126	2646	11.79	1.79		
148	2244	10.00	1.82		
169	1961	8.74	1.95		

输出转速 Output speed r/min	输出扭矩 Output torque Nm	传动比 Ratio i	使用系数 Service factor f_B	机型号 Type Type	极数 Pole p
45kW					
6.5	58664	227	0.80	K 187R107	4
7.4	51428	199	0.91	KA 187R107	4
8.8	43416	168	1.08		
11	35922	139	0.84	K 167R107	4
12	31270	121	0.96	KA 167R107	4
8.2	49344	180.78	0.95		
8.9	45326	166.06	1.04		
10	39449	144.53	1.19		
11	35751	130.98	1.31	K 187	4
13	30892	113.18	1.52	KA 187	4
14	28029	102.69	1.68		
17	24145	88.46	1.9		
20	20291	74.34	2.3		
14	29869	109.43	1.01		
17	23894	87.54	1.26		
19	21683	79.44	1.42	K 167	4
22	18610	68.18	1.62	KA 167	4
24	16519	60.52	1.82		
29	14079	51.58	2.1		
35	11666	42.74	2.6		
21	19210	70.38	0.88		
24	16655	61.02	1.02		
27	14818	54.29	1.14		
32	12771	46.79	1.32	K 157	4
39	10378	38.02	1.63	KF 157	4
47	8543	31.30	2.0	KA 157	4
54	7539	27.62	2.2	KAF157	4
62	6537	23.95	2.6		
69	5817	21.31	2.9		
81	5014	18.37	3.4		
31	13052	47.82	0.94		
37	10970	40.19	1.11		
41	9957	36.48	1.23		
47	8562	31.36	1.43		
53	7555	27.67	1.62	K 127	4
62	6526	23.90	1.87	KF 127	4
70	5773	21.14	2.1	KA 127	4
83	4850	17.77	2.3	KAF127	4
103	3917	14.35	2.5		
116	3491	12.78	2.6		
138	2931	10.74	2.8		
171	2369	8.68	2.9		
52	7804	28.59	0.87		
57	7080	25.94	0.96		
66	6087	22.30	1.10		
76	5312	19.46	1.11	K 107	4
90	4506	16.51	1.26	KF 107	4
103	3939	14.43	1.44	KA 107	4
110	3688	13.51	1.47	KAF107	4
126	3218	11.79	1.55		
148	2729	10.00	1.60		
169	2386	8.74	1.64		
55kW					
10	45904	145.33	1.02		
11	41371	130.98	1.14		
13	36261	114.80	1.30	K 187	4
14	32436	102.69	1.45	KA 187	4
17	29511	88.46	1.59		
20	24800	74.34	1.90		
23	21474	64.37	2.19		

输出转速 Output speed r/min	输出扭矩 Output torque Nm	传动比 Ratio i	使用系数 Service factor f_B	机型号 Type Type	极数 Pole p
55kW					
17	29204	87.54	1.03		
19	25974	77.86	1.16		
22	22745	68.18	1.32	K 167	4
24	20263	60.74	1.48	KA 167	4
29	17207	51.58	1.75		
35	14258	42.74	2.1		
41	12170	36.48	2.5		
24	20357	61.02	0.83		
27	18111	54.29	0.93		
32	15609	46.79	1.08		
39	12684	38.02	1.33		
47	10442	31.30	1.62	K 157	4
54	9214	27.62	1.84	KF 157	4
62	7990	23.95	2.1	KA 157	4
69	7109	21.31	2.4	KAF157	4
81	6128	18.37	2.8		
99	4977	14.92	3.4		
117	4220	12.65	3.8		
37	13408	40.19	0.91		
47	10465	31.36	1.17		
53	9234	27.67	1.32		
62	7976	23.90	1.53	K 127	4
70	7056	21.14	1.73	KF 127	4
83	5928	17.77	2.06	KA 127	4
103	4787	14.35	2.38	KAF127	4
116	4267	12.78	1.88		
138	3583	10.74	2.1		
171	2896	8.68	2.3		
75kW					
11	59298	130.35	0.79		
13	52224	114.80	0.90		
14	47016	103.35	1.00	K 187	4
17	40242	88.46	1.17	KA 187	4
20	33818	74.34	1.39		
23	29283	64.37	1.61		
28	24402	53.64	1.9		
32	20803	45.73	2.3		
19	35420	77.86	0.85		
22	30857	67.83	0.97		
24	27531	60.52	1.09		
29	23496	51.65	1.28		
34	19598	43.08	1.53	K 167	4
41	16595	36.48	1.81	KA 167	4
46	14616	32.13	2.1		
52	13042	28.67	2.3		
61	11114	24.43	2.7		
39	17296	38.02	0.98		
47	14239	31.30	1.19		
54	12565	27.62	1.35	K 157	4
62	10895	23.95	1.55	KF 157	4
69	9694	21.31	1.75	KA 157	4
81	8357	18.37	2.0	KAF157	4
99	6787	14.92	2.5		
117	5755	12.65	2.9		
47	14271	31.36	0.86		
53	12592	27.67	0.97		
62	10877	23.90	1.12	K 127	4
70	9621	21.14	1.27	KF 127	4
83	8084	17.77	1.36	KA 127	4
103	6528	14.35	1.51	KAF127	4
114	5900	12.78	1.54		
138	4886	10.74	1.72		
171	3949	8.68	1.74		

输出转速 Output speed r/min	输出扭矩 Output torque Nm	传动比 Ratio i	使用系数 Service factor f_B	机型号 Type Type	极数 Pole p
90kW					
14	56058	102.69	0.84		
16	51134	93.67	0.92		
19	42242	77.38	1.11		
23	35139	64.37	1.34	K 187	4
28	29282	53.64	1.61	KA 187	4
31	26427	48.41	1.8		
34	23796	43.59	2.0		
38	21170	38.78	2.2		
22	37028	67.83	0.81		
24	33038	60.52	0.91		
29	28157	51.58	1.07		
35	23332	42.74	1.29		
40	19953	36.55	1.51	K 167	4
45	17807	32.62	1.69	KA 167	4
52	15651	28.67	1.92		
61	13336	24.43	2.3		
73	11054	20.25	2.7		
86	9433	17.28	3.2		
39	20755	38.02	0.82		
47	17087	31.30	0.99		
54	15078	27.62	1.12	K 157	4
62	13074	23.95	1.29	KF 157	4
69	11633	21.31	1.45	KA 157	4
81	10028	18.37	1.69	KAF157	4
99	8145	14.92	2.1		
117	6906	12.65	2.5		
62	13052	23.90	0.94		
70	11546	21.14	1.06		
83	9701	17.77	1.15	K 127	4
103	7834	14.35	1.26	KF 127	4
116	6982	12.78	1.28	KA 127	4
138	5863	10.74	1.43	KAF127	4
171	4738	8.68	1.45		
110kW					
17	58625	88.46	0.80		
20	49267	74.34	0.95		
21	46173	69.67	1.02		
24	41853	63.14	1.12	K 187	4
33	30307	45.73	1.55	KA 187	4
35	28332	42.75	1.66		
38	26178	39.50	1.80		
42	23441	35.37	2.0		
53	18610	28.08	2.5		
29	34184	51.58	0.88		
35	28325	42.74	1.06		
41	24176	36.48	1.24		
46	21618	32.62	1.39	K 167	4
54	18378	27.73	1.64	KA 167	4
61	16191	24.43	1.86		
74	13420	20.25	2.2		
86	11452	17.28	2.6		
60	15872	23.95	1.07	K 157	4
70	14123	21.31	1.20	KF 157	4
81	12174	18.37	1.39	KA 157	4
100	9888	14.92	1.71	KAF157	4
118	8384	12.65	2.0		

输出转速 Output speed r/min	输出扭矩 Output torque Nm	传动比 Ratio i	使用系数 Service factor f_B	机型号 Type Type	极数 Pole p
132kW					
20	59121	74.34	0.79		
23	51192	64.37	0.92		
28	42659	53.64	1.10		
31	38499	48.41	1.22		
34	34666	43.59	1.36	K 187	4
38	30841	38.78	1.52	KA 187	4
45	26570	33.41	1.77		
53	22331	28.08	2.1		
61	19333	24.31	2.3		
74	16112	20.26	2.6		
86	13734	17.27	2.8		
35	33990	42.74	0.88		
41	29012	36.48	1.04		
46	25942	32.62	1.16	K 167	4
54	22053	27.73	1.36	KA 167	4
61	19429	24.43	1.55		
74	16104	20.25	1.87		
86	13742	17.28	2.2		
62	19047	23.95	0.89		
70	16947	21.31	1.00	K 157	4
81	14609	18.37	1.16	KF 157	4
100	11866	14.92	1.43	KA 157	4
118	10060	12.65	1.59	KAF157	4
160kW					
28	51708	53.64	0.91		
33	44082	45.73	1.07		
42	34096	35.37	1.38		
47	30693	31.84	1.53	K 187	4
61	23434	24.31	1.9	KA 187	4
74	19530	20.26	2.1		
86	16648	17.27	2.3		
41	35166	36.48	0.86		
62	23338	24.21	1.29	K 167	4
73	19800	20.54	1.52	KA 167	4
86	16657	17.28	1.81		
81	17708	18.37	0.96	K 157	4
100	14382	14.92	1.18	KF 157	4
118	12194	12.65	1.39	KA 157	4
				KAF157	4
200kW					
33	55103	45.73	0.85		
45	40258	33.41	1.17		
47	38366	31.84	1.23	K 187	4
59	30618	25.41	1.54	KA 187	4
74	24413	20.26	1.69		
86	20810	17.27	1.87		
61	29437	24.43	1.02		
73	24750	20.54	1.22	K 167	4
86	20906	17.35	1.44	KA 167	4
				K 157	4
100	17978	14.92	0.94	KF 157	4
118	15243	12.65	1.05	KA 157	4
				KAF157	4

Mamax Permissible torque Nm	输出转速 Output speed r/min	传动比 Ratio i	机 型 号 Type Type	功率 Power kW/4p
200	5.0	279	K 37R17 KF 37R17 KA 37R17 KAF37R17	0.18
	5.2	267		
	5.9	234		
	6.8	205		
	7.7	181		0.25
	8.7	160		
	10	136		
	11	127		
	13	110		0.37
	14	96		
400	2.5	552	K 47R37 KF 47R37 KA 47R37 KAF47R37	0.18
	2.8	495		
	3.3	416		
	3.7	375		0.25
	4.3	326		
	4.8	289		
	5.6	250		0.37
	6.3	219		
	7.2	193		
	8.3	167		0.55
	9.3	149		
	11	128		
600	1.5	906	K 57R37 KF 57R37 KA 57R37 KAF57R37	0.18
	1.7	806		
	2.0	699		
	2.3	615		
	2.6	544		0.25
	2.9	473		
	3.3	421		
	3.8	362		0.37
	4.4	319		
	5.1	273		
	5.8	240		0.55
	6.5	215		
	7.2	192		
	8.4	166		0.75
	9.9	141		
	11	126		
	13	108		1.10
	15	95		
820	1.2	1171	K 67R37 KF 67R37 KA 67R37 KAF67R37	0.18
	1.3	1034		
	1.5	903		
	1.8	793		
	2.0	697		0.25
	2.3	613		
	2.6	542		
	3.0	471		0.37
	3.3	420		
	3.9	361		0.55
	4.3	323		
	5.1	272		
	5.8	240		
	6.4	217		0.75
	7.3	191		
1550	0.59	2370	K 77R37 KF 77R37 KA 77R37 KAF77R37	0.18
	0.68	2050		
	0.78	1772		
	0.92	1514		

Mamax Permissible torque Nm	输出转速 Output speed r/min	传动比 Ratio i	机 型 号 Type Type	功率 Power kW/4p
1550	1.0	1388	K 77R37 KF 77R37 KA 77R37 KAF77R37	0.25
	1.1	1218		
	1.3	1053		
	1.5	924		0.37
	1.7	815		
	2.0	709		
	2.2	622		0.55
	2.5	552		
	2.9	485		
	3.2	428		0.75
	3.9	358		
	4.3	320		1.1
	4.9	283		
	5.7	246		
2700	0.34	4037	K 87R57 KF 87R57 KA 87R57 KAF87R57	0.18
	0.39	3609		
	0.45	3107		
	0.51	2728		
	0.59	2371		0.25
	0.67	2088		
	0.75	1854		
	0.84	1658		0.37
	0.98	1415		
	1.1	1229		
	1.3	1078		0.55
	1.5	951		
	1.7	837		
	1.9	726		0.75
	2.2	638		
	2.5	562		1.1
	3.0	474		
	3.3	426		
	3.8	373		1.5
	4.2	330		
	4.8	293		2.2
	5.6	250		
	5.9	236		
	7.0	201		
4300	0.23	6027	K 97R57 KF 97R57 KA 97R57 KAF97R57	0.18
	0.26	5392		
	0.30	4669		
	0.34	4082		
	0.39	3583		0.25
	0.45	3108		
	0.51	2757		0.37
	0.58	2419		
	0.66	2123		
	0.75	1856		0.55
	0.86	1625		
	0.98	1430		
	1.1	1261		
	1.3	1102		0.75
	1.5	957		
	1.6	855		1.1
	1.9	743		
	2.1	651		
	2.4	573		1.5
	2.8	504		
	3.2	437		2.2
	3.6	382		
	4.1	342		

表上所配功率均有超载,按实际条件确定的转扭不得大于减速机额定转扭。

The power are all overload in the table.The decided torque according to operating condition should not more than gear units' nominal torque.

Mamax Permissible torque Nm	输出转速 Output speed r/min	传动比 Ratio i	机 型 号 Type Type	功率 Power kW/4p
4300	4.6	305	K 97R57	3.0
	5.4	258	KF 97R57	
	6.0	232	KA 97R57	
	7.1	199	KAF97R57	4.0
8000	0.13	10528	K 107R77 KF 107R77 KA 107R77 KAF107R77	0.18
	0.15	9391		
	0.17	8211		
	0.19	7167		0.25
	0.23	6097		
	0.25	5582		
	0.27	5065		0.37
	0.32	4299		
	0.37	3757		
	0.43	3236		0.55
	0.48	2869		
	0.56	2504		
	0.63	2203		0.75
	0.74	1869		
	0.83	1689		1.1
	0.91	1533		
	1.1	1317		
	1.2	1150		1.5
	1.4	1015		
	1.6	871		
	1.8	782		2.2
	2.0	686		
	2.3	606		
	2.7	515		3.0
	3.1	455		
	3.6	402		4.0
	4.1	351		
	4.7	307		5.5
	5.2	277		
	5.9	243		
13000	0.08	17550	K 127R77 KF 127R77 KA 127R77 KAF127R77	0.18
	0.09	16006		
	0.10	14975		
	0.11	12440		
	0.13	10914		0.25
	0.14	9819		
	0.16	8443		0.37
	0.19	7483		
	0.21	6565		
	0.24	5804		0.55
	0.28	5027		
	0.31	4423		
	0.37	3801		
	0.43	3237		0.75
	0.47	2941		
	0.55	2548		1.1
	0.63	2218		
	0.72	1926		
	0.79	1757		1.5
	0.90	1541		
	1.0	1342		2.2
	1.2	1177		
	1.4	1025		

Mamax Permissible torque Nm	输出转速 Output speed r/min	传动比 Ratio i	机 型 号 Type Type	功率 Power kW/4p
13000	1.5	899	K 127R77 KF 127R77 KA 127R77 KAF127R77	3.0
	1.8	790		
	2.0	690		
	2.3	599		4.0
	2.6	539		
	3.0	468		5.5
	3.4	410		
	2.6	536	K 127R87 KF 127R87 KA 127R87 KAF127R87	4.0
	2.9	473		5.5
	3.3	418		
	3.8	367		7.5
	4.2	330		
	4.8	290		
18000	0.08	17679	K 157R97 KF 157R97 KA 157R97 KAF157R97	0.55
	0.09	15729		
	0.10	14721		
	0.11	13097		
	0.12	11368		
	0.14	10114		
	0.16	8718		
	0.18	7734		
	0.27	5074		1.1
	0.31	4514		
	0.35	3974		
	0.40	3516		
	0.46	3047		
	0.48	2899		1.5
	0.60	2319		
	0.69	2026		2.2
	0.77	1802		
	0.83	1680		
	1.0	1365		
	1.1	1229		3.0
	1.3	1093		
	1.5	942		4.0
	1.6	854		
	1.8	756		
	2.1	661		5.5
	2.5	565		
	2.9	503		7.5
	3.3	433		
	5.0	290		11
	4.8	307	K 157R107 KF 157R107 KA 157R107 KAF157R107	11
	5.6	260		15
	6.2	237		
	7.0	210		
32000	0.07	19653	K 167R97 KA 167R97	0.55
	0.08	17345		
	0.09	14945		
	0.11	13190		
	0.12	11532		
	0.14	10227		
	0.16	8597		0.75
	0.21	6538		1.1
	0.26	5366		
	0.29	4798		1.5
	0.34	4059		

表上所配功率均有超载,按实际条件确定的转扭不得大于减速机额定转扭。

The power are all overload in the table.The decided torque according to operating condition should not more than gear units' nominal torque

Mamax Permissible torque Nm	输出转速 Output speed r/min	传动比 Ratio i	机 型 号 Type Type	功率 Power kW/4p
32000	0.42	3359	K 167R97 KA 167R97	2.2
	0.52	2741		
	0.63	2252		3
	0.65	2174		
	0.85	1698		4
	1.0	1402		
	1.1	1291		5.5
	1.3	1101		
	1.5	944		7.5
	1.7	843		
	1.9	757		
	2.6	561		11
	3.0	479		
	3.4	422		15
	3.9	367		
	4.7	313		18.5
	5.4	273	K 167R107 KA 167R107	22
	5.9	250		
	6.7	218		30
	7.2	203		
	7.9	185		
	9.0	163		37
	11	139		45
	12	121		
50000	0.04	32625	K 187R97 KA 187R97	0.55
	0.05	27165		
	0.06	24353		
	0.07	19144		
	0.08	16978		
	0.10	14272		0.75
	0.11	13116		
	0.12	11647		
	0.13	10413		1.1
	0.15	9363		
	0.17	8126		
	0.19	7333		1.5
	0.21	6738		
	0.24	5984		
	0.27	5350		2.2
	0.30	4810		
	0.33	4364		
	0.39	3609		3
	0.46	3062		
	0.56	2519		4
	0.63	2268		
	0.69	2054		
	0.78	1821		5.5
	0.88	1605		
	1.0	1395		7.5
	1.2	1196		
	2.0	737		15
	2.4	619		
	2.8	524		18.5

Mamax Permissible torque Nm	输出转速 Output speed r/min	传动比 Ratio i	机 型 号 Type Type	功率 Power kW/4p
50000	2.0	720	K 187R107 KA 187R107	15
	2.4	614		
	2.9	514		18.5
	3.3	449		
	4.0	365		30
	5.5	268		37
	6.5	227		45
	7.4	199		
	8.8	168		

表上所配功率均有超载,按实际条件确定的转扭不得大于减速机额定转扭。

The power are all overload in the table.The decided torque according to operating condition should not more than gear units' nominal torque.

K37

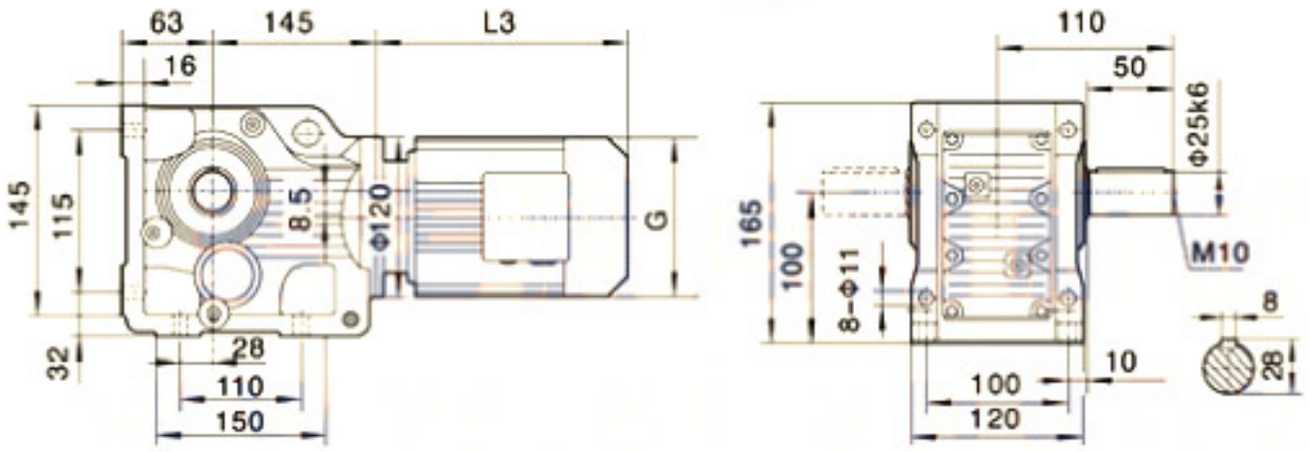

KAB37

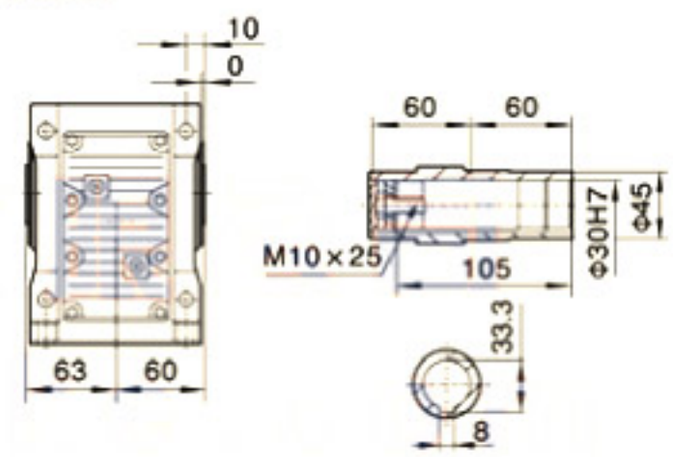

KA37

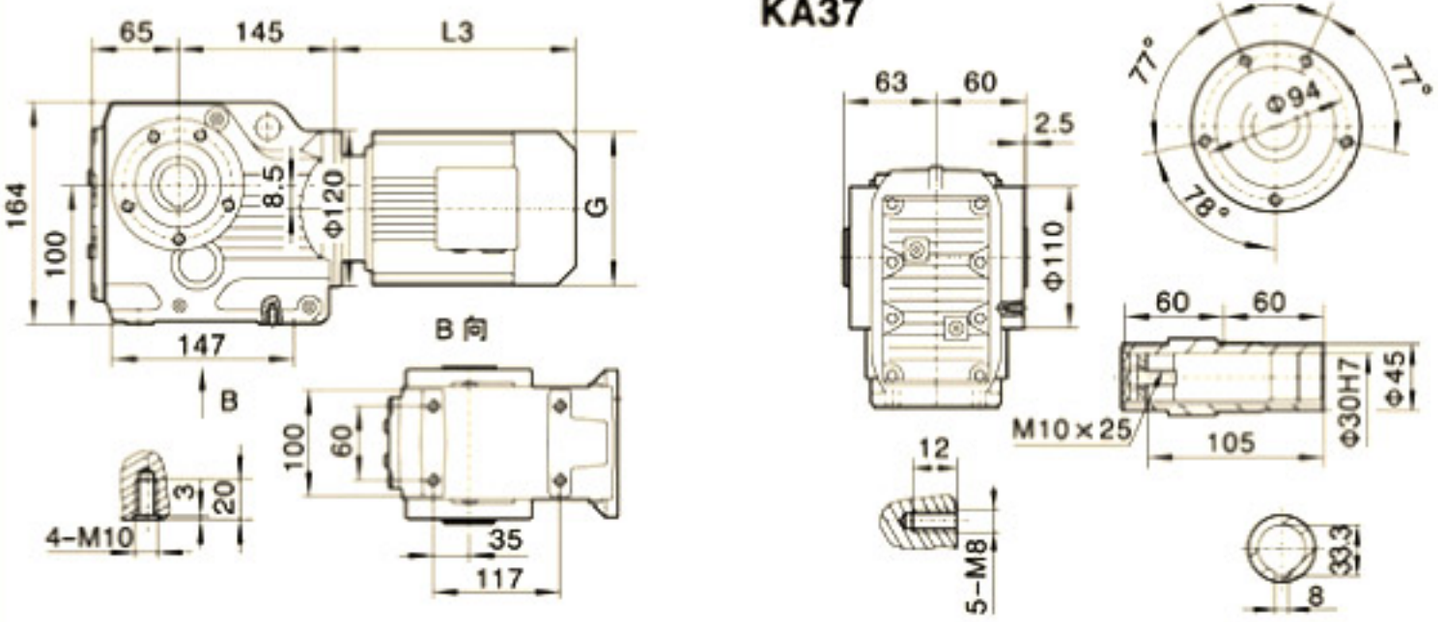

KAZ37

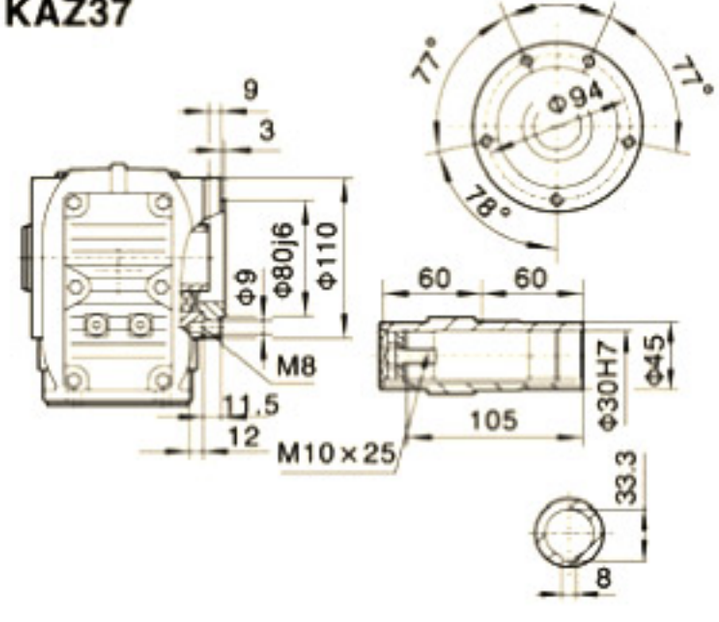

KF37

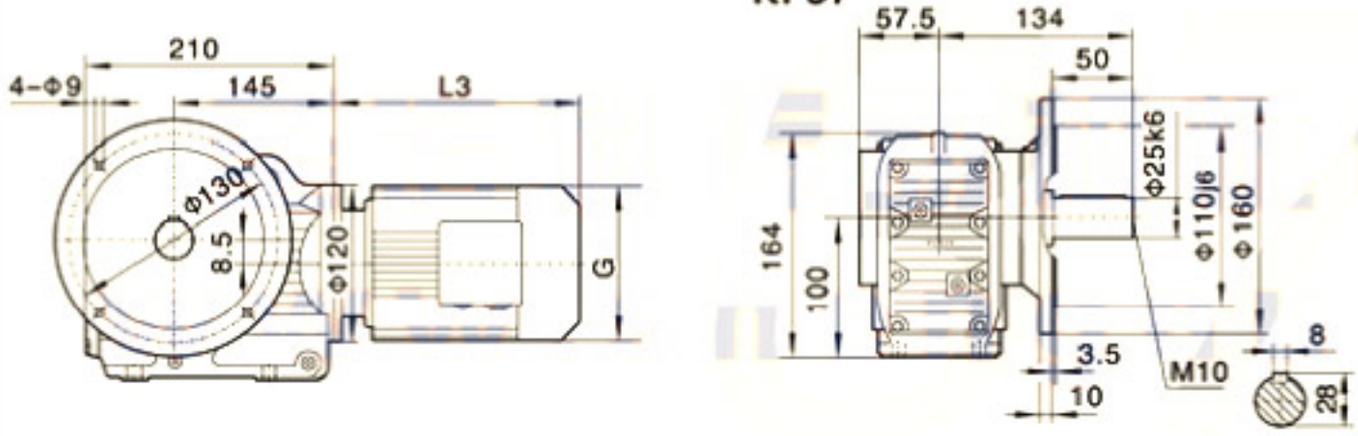

KAF37

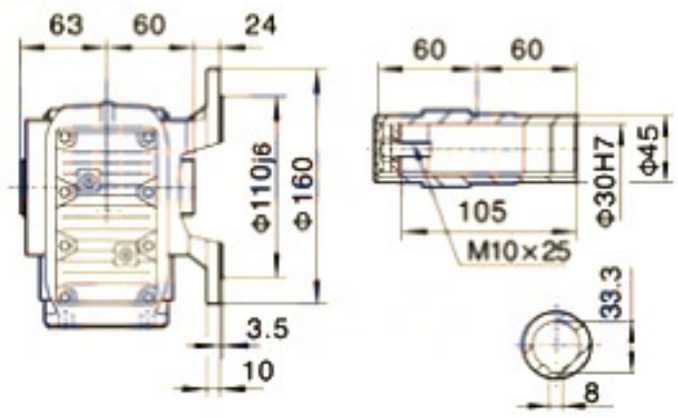

KAT37

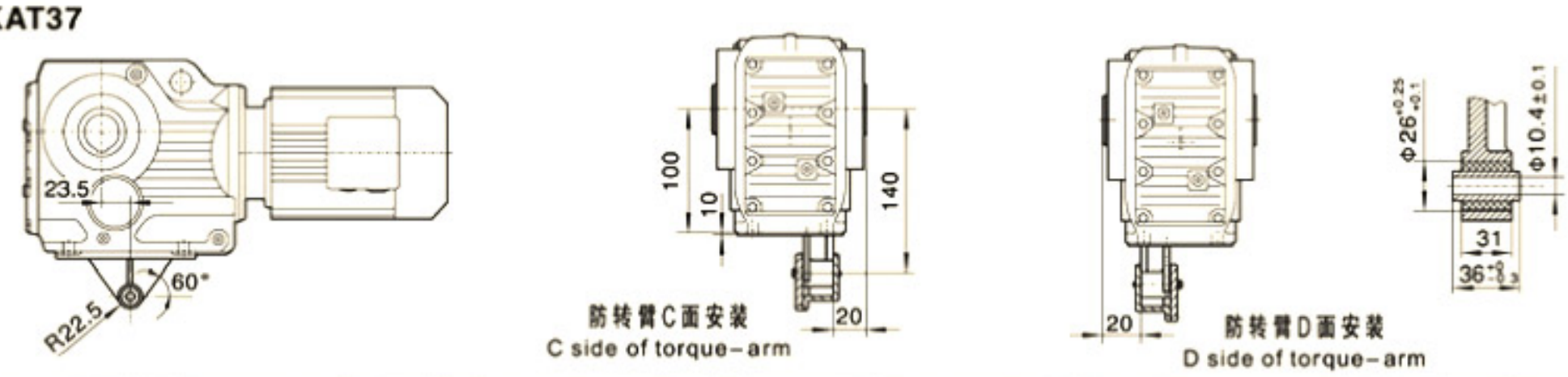

电机需方配或配特殊电机时需加联接法兰

K..S37

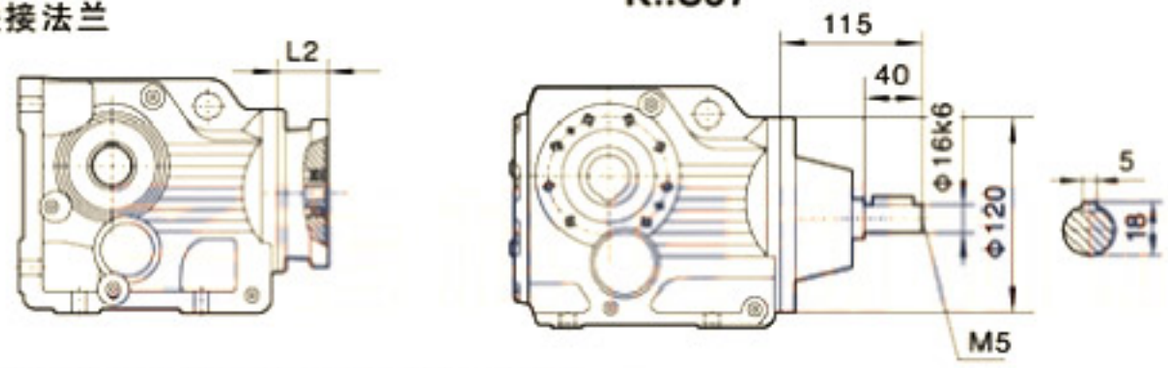

K..37R17

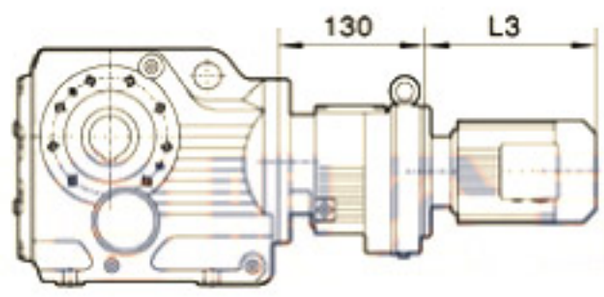

注:其余尺寸见相对应结构形式

Note:For other values please refer to the opposited structure.

When equipping the user's motor or the special one,the flange is required to connected.

Y2电机机座号 Motor size	63	71		80		90S	90L	100	
功率/4P Power/(kW)	0.18	0.25	0.37	0.55	0.75	1.1	1.5	2.2	3.0
L3	235	245		278		304	328	340	
G	130	145		175		195	195	215	
L2	71	71		71		71	71	93	

注:1.KA、KF、KAF、KAZ壳体为通用件,安装尺寸均可相互参照. 2."K.."表示K、KA、KF、KAF、KAZ、KAB.
Note:1.The housings of KA、KF、KAF、KAZ are common parts.The mounting dimensions may consult each other. 2."K.."mean K、KA、KF、KAF、KAZ、KAB.

K47

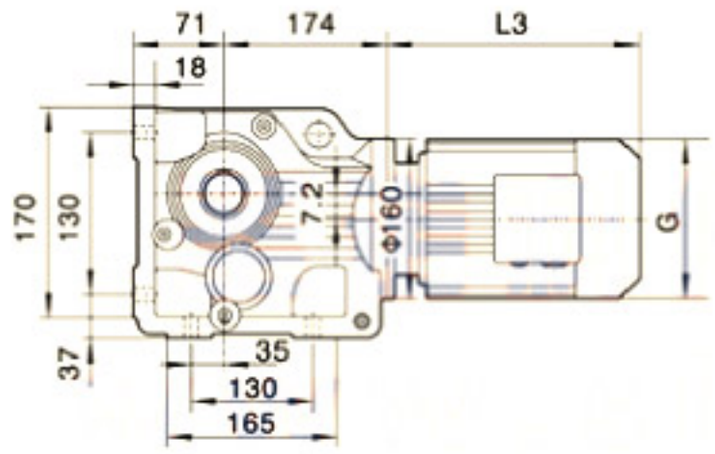

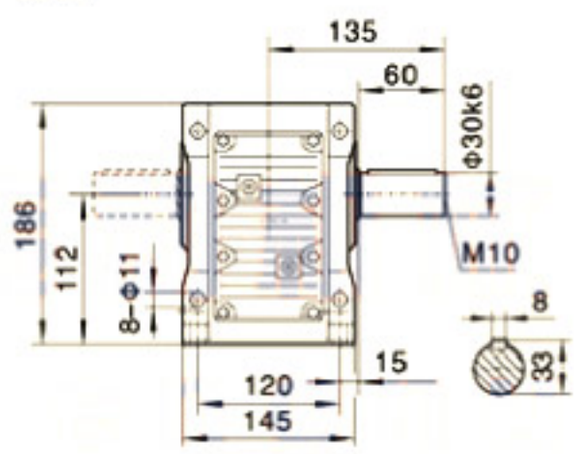

KAB47

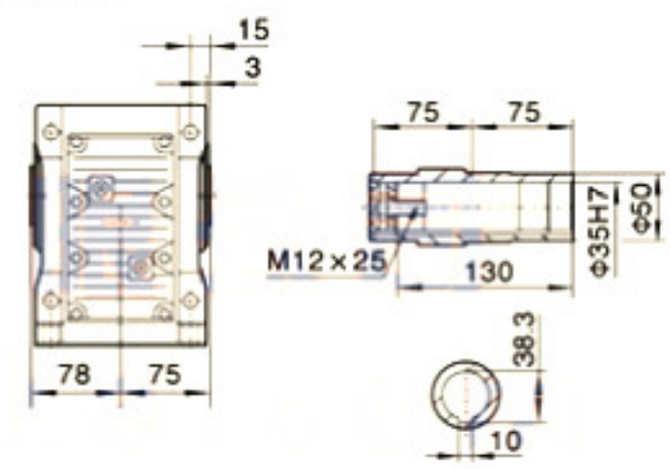

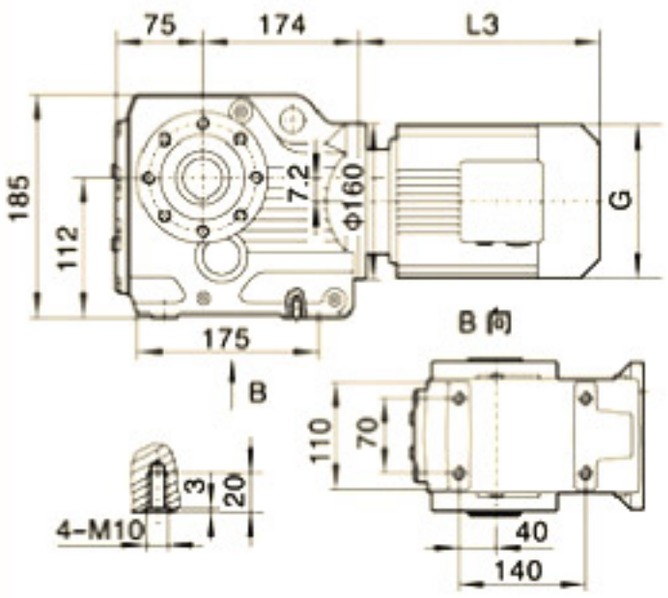

KA47

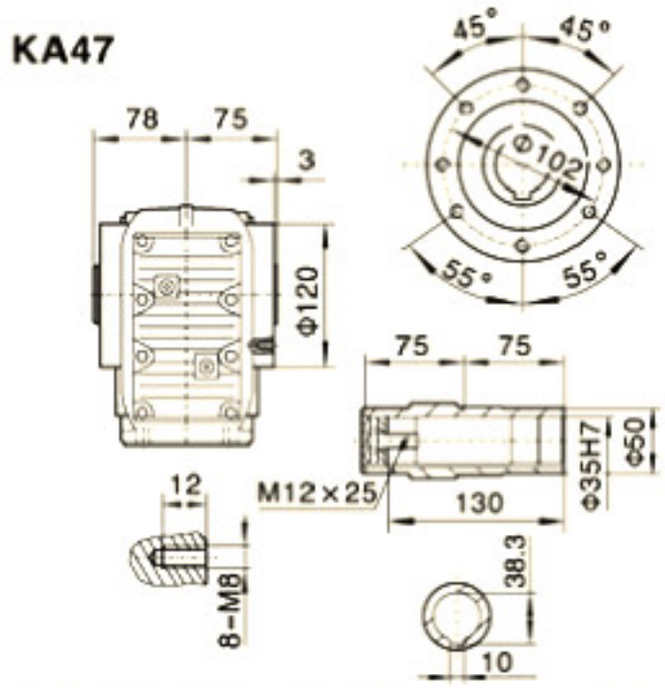

KAZ47

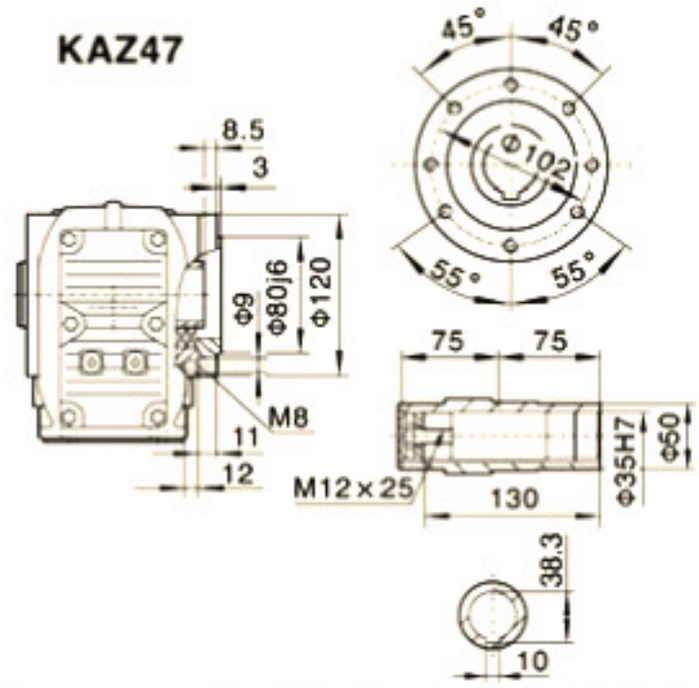

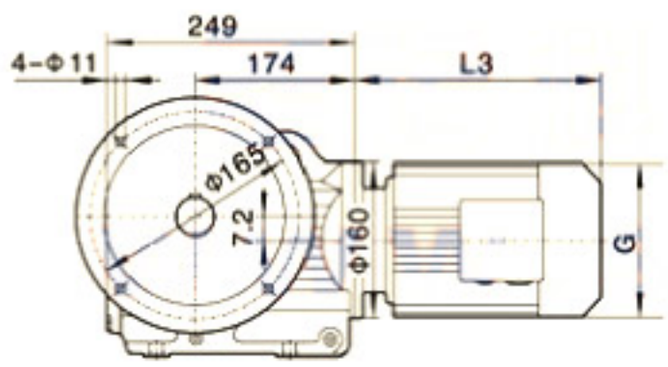

KF47

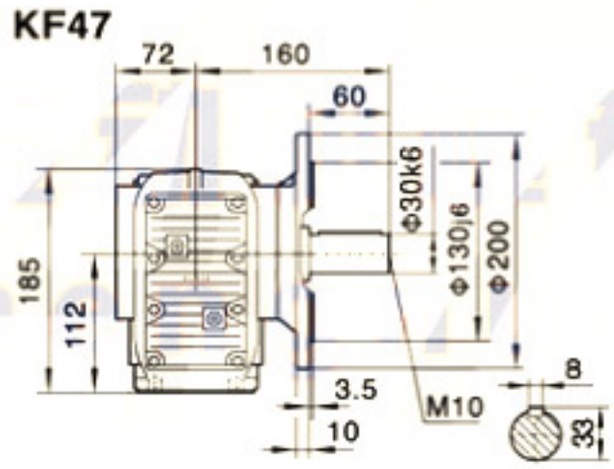

KAF47

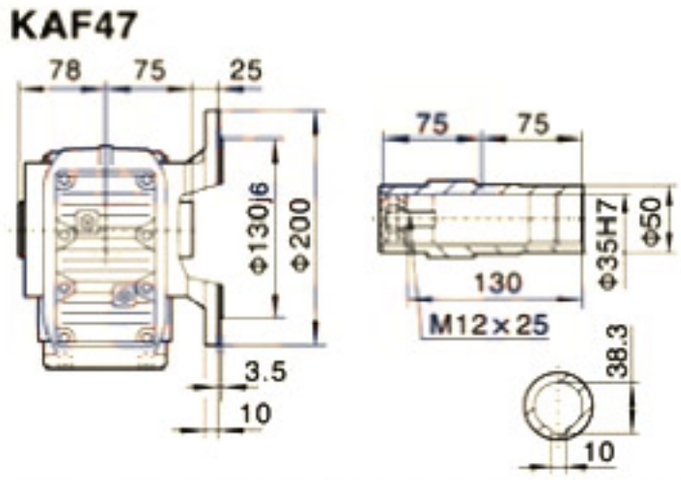

KAT47

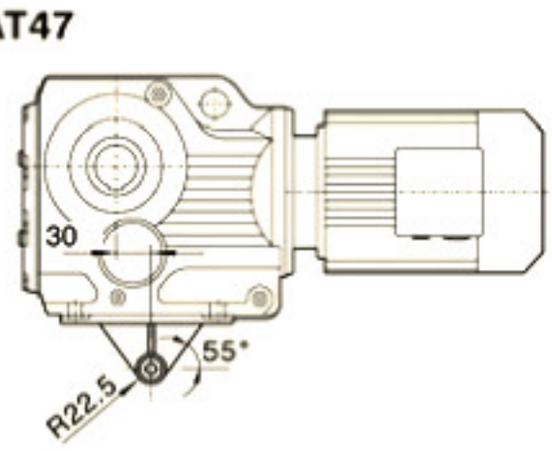

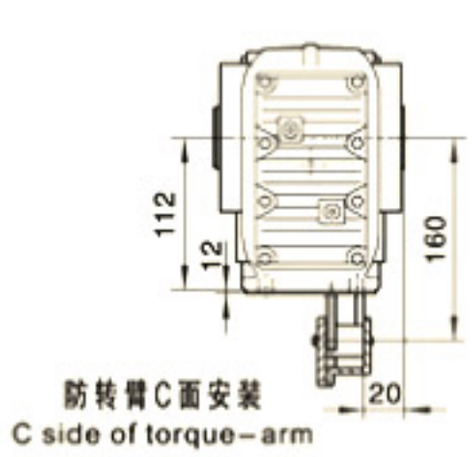

防转臂C面安装
C side of torque-arm

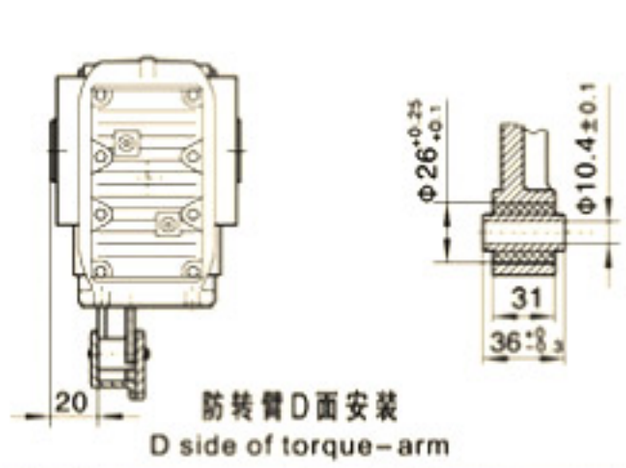

防转臂D面安装
D side of torque-arm

电机需方配或配特殊电机时
需加联接法兰

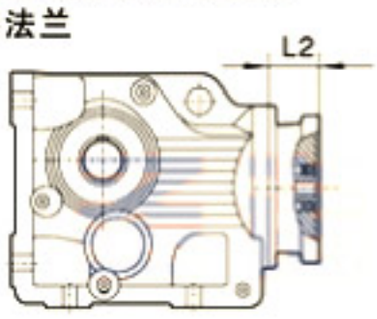

When equipping the user's motor or the special one,the flange is required to connected.

K..S47

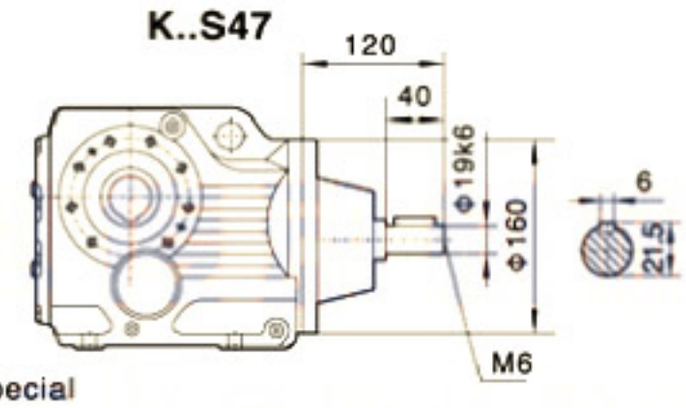

K..47R37

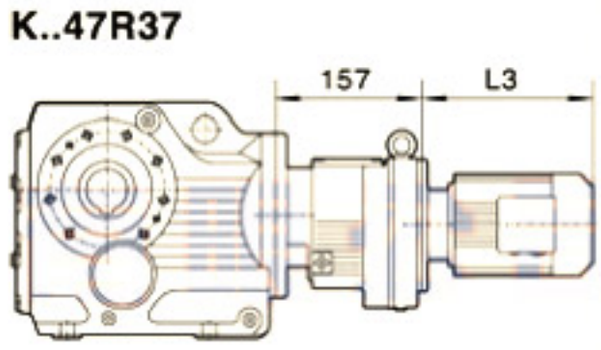

注:其余尺寸见相对应结构形式

Note:For other values please refer to the opposited structure.

Y2电机机座号 Motor size	63	71		80		90S	90L	100		112M	132S		
功率/4P Power/(kW)	0.18	0.25	0.37	0.55	0.75	1.1	1.5	2.2	3.0	4.0	5.5		
L3	223	245		278		304	328	350		383	428		
G	130	145		175		195	195	215		240	275		
L2	81	81		81		81	81	93		68	72		

注:1.KA、KF、KAF、KAZ壳体为通用件,安装尺寸均可相互参照. 2."K.."表示K、KA、KF、KAF、KAZ、KAB.
Note:1.The housings of KA、KF、KAF、KAZ are common parts.The mounting dimensions may consult each other. 2."K.."mean K、KA、KF、KAF、KAZ、KAB.

K57

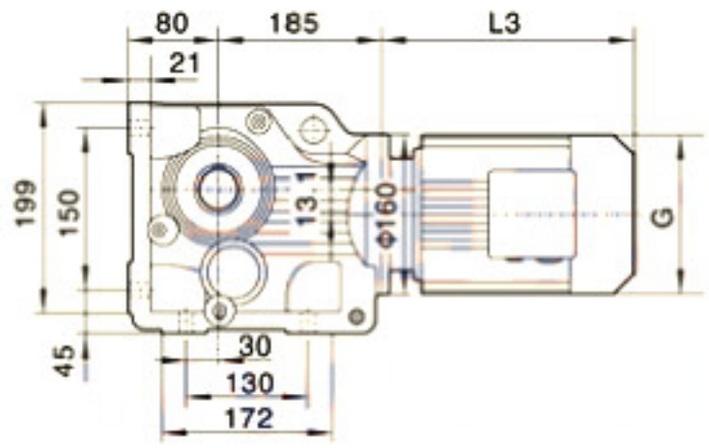

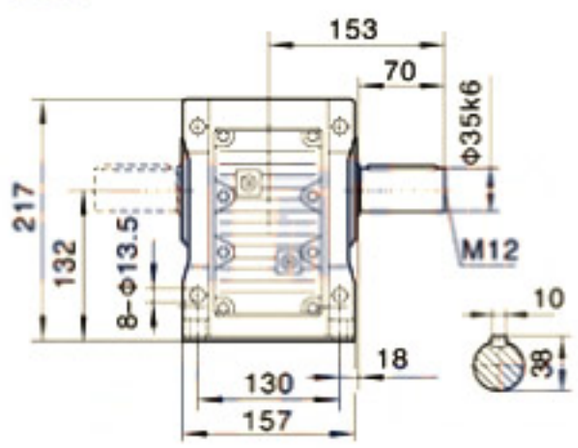

KAB57

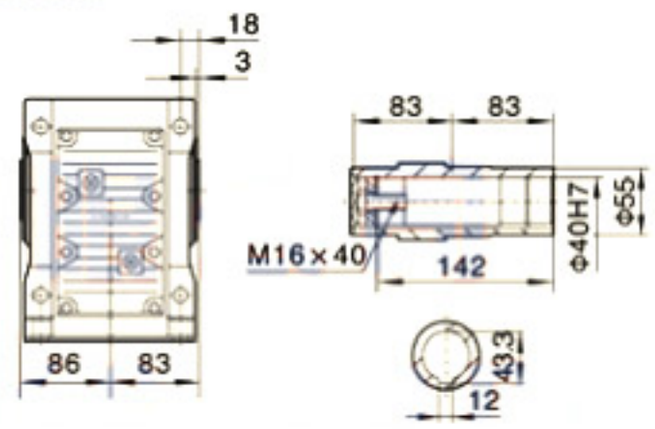

KA57

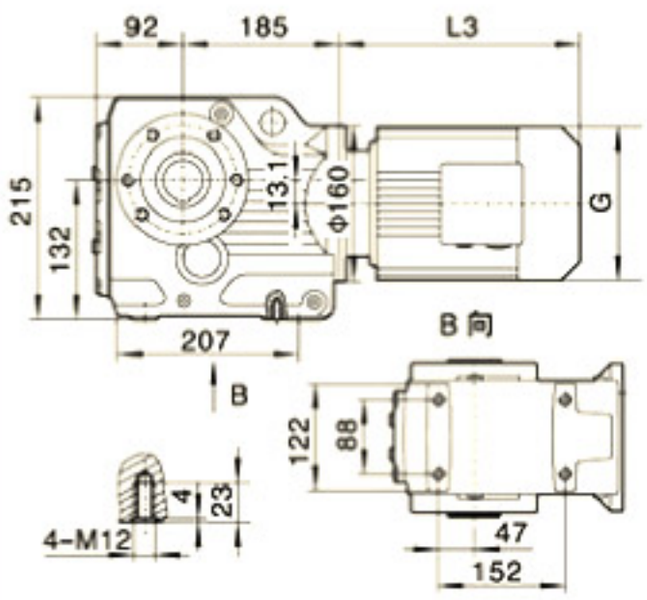

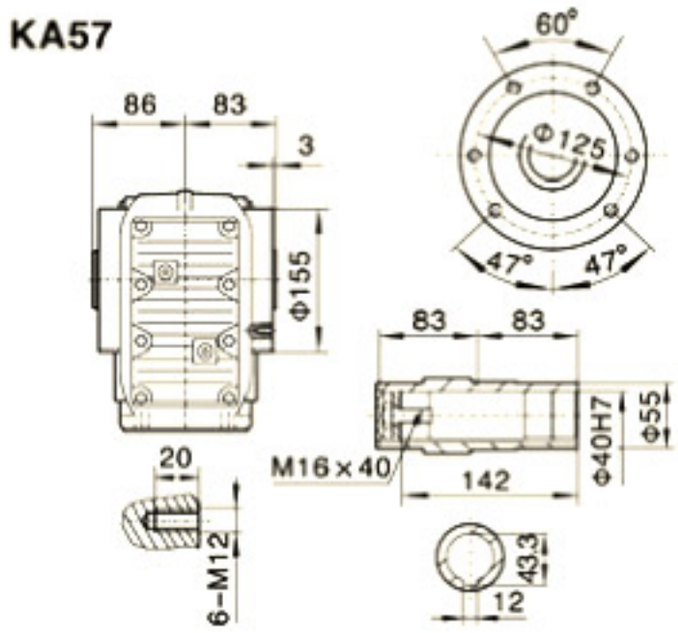

KAZ57

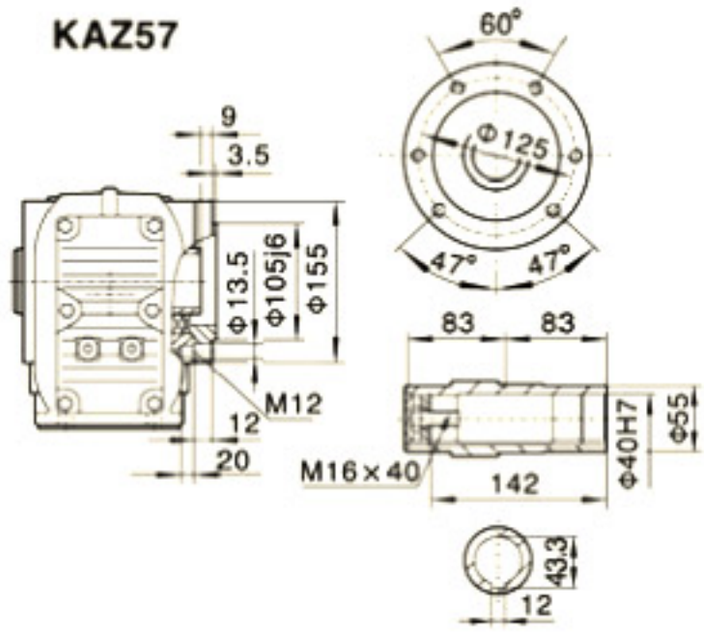

KF57

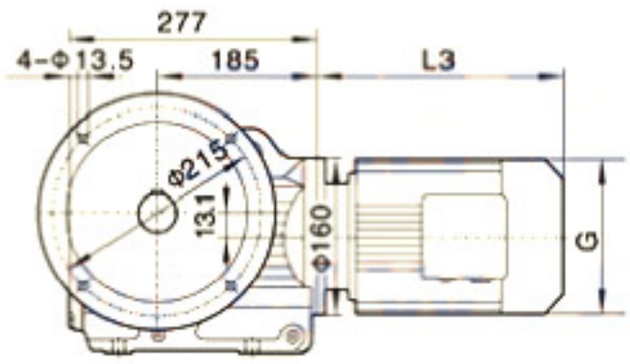

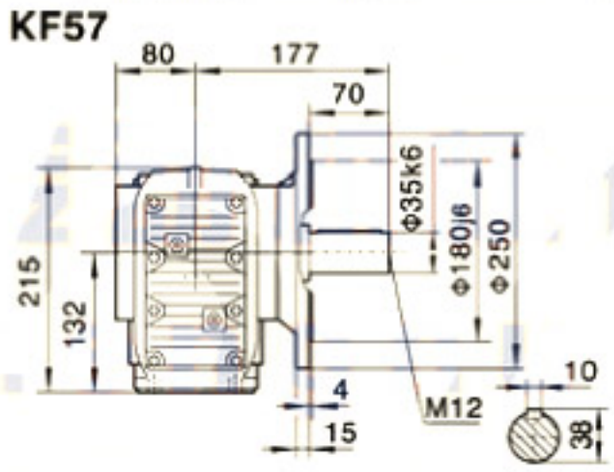

KAF57

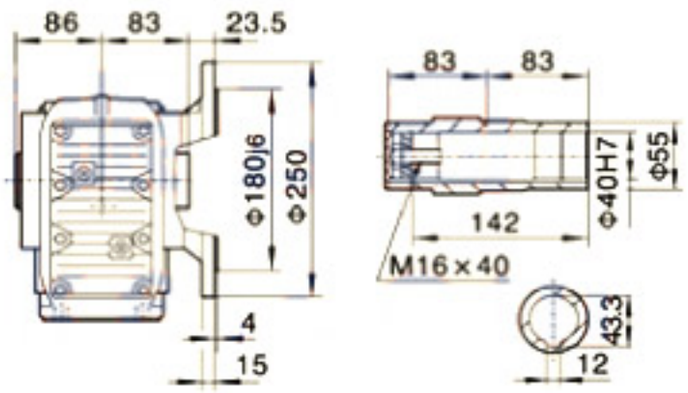

KAT57

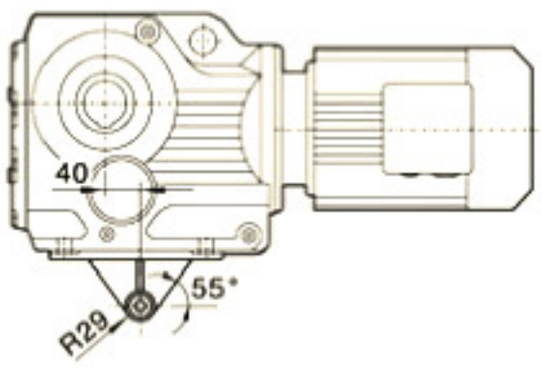

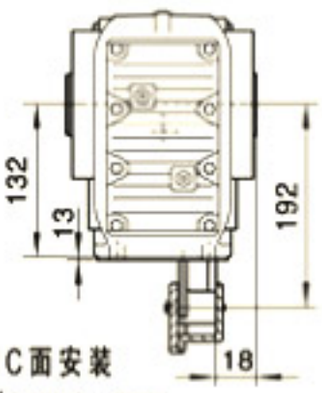

防转臂C面安装
C side of torque-arm

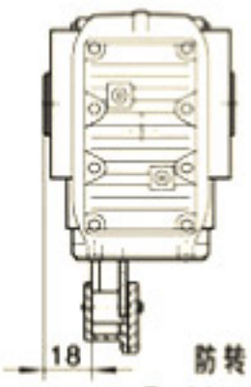

防转臂D面安装
D side of torque-arm

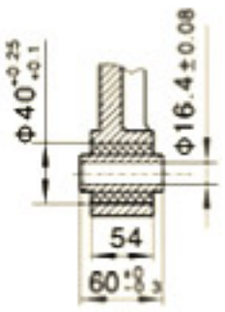

电机需方配或配特殊电机时需加联接法兰

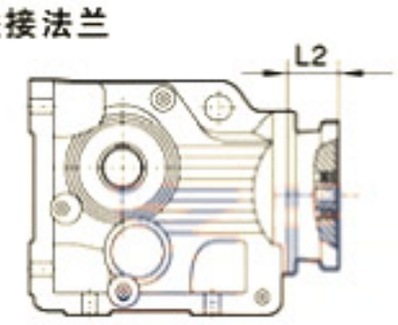

When equipping the user's motor or the special one,the flange is required to connected.

K..S37

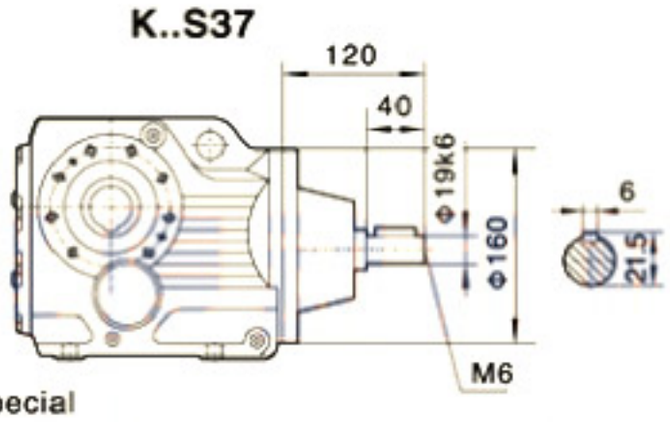

K..57R37

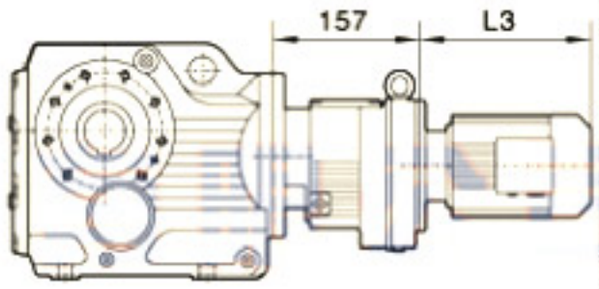

注:其余尺寸见相对应结构形式

Note:For other values please refer to the opposited structure.

Y2电机机座号 Motor size	63	71		80		90S	90L	100		112M	132S		
功率/4P Power/(kW)	0.18	0.25	0.37	0.55	0.75	1.1	1.5	2.2	3.0	4.0	5.5		
L3	223	245		278		304	328	350		380	425		
G	130	145		175		195	195	215		240	275		
L2	81	81		81		81	81	93		93	101		

注:1.KA、KF、KAF、KAZ壳体为通用件,安装尺寸均可相互参照. 2."K.."表示K、KA、KF、KAF、KAZ、KAB.
Note:1.The housings of KA、KF、KAF、KAZ are common parts.The mounting dimensions may consult each other. 2."K.."mean K、KA、KF、KAF、KAZ、KAB.

K67

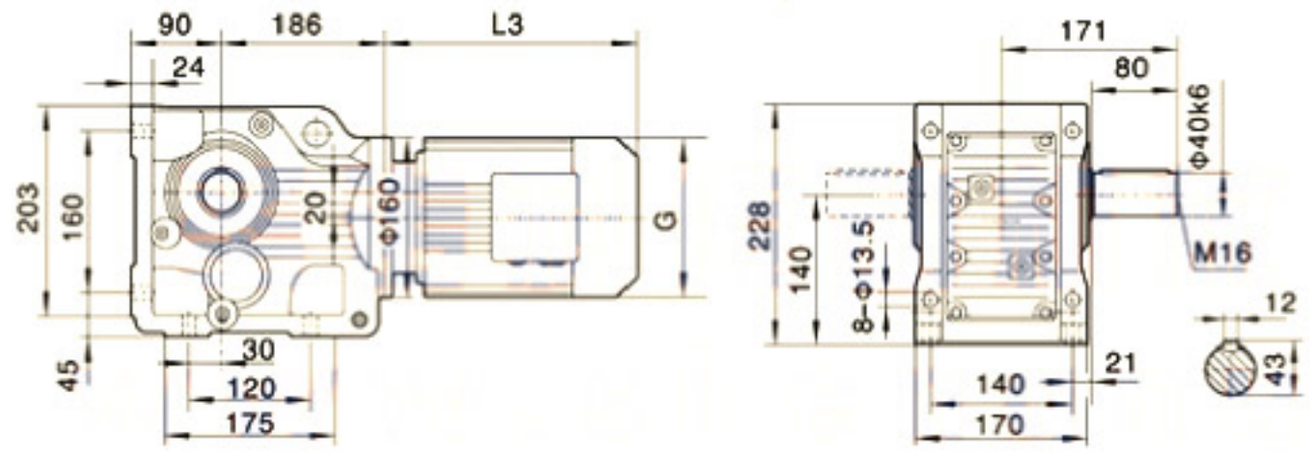

KAB67

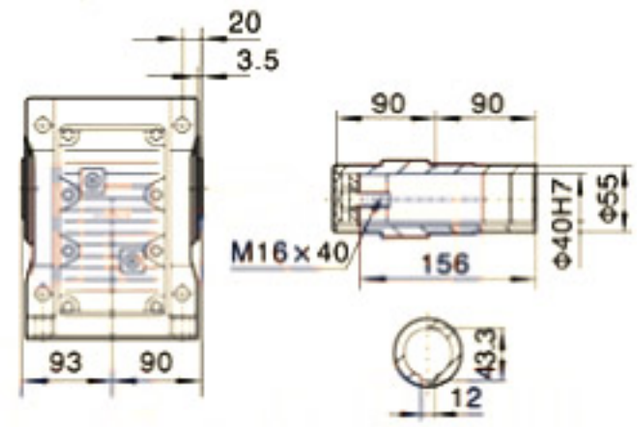

KA67

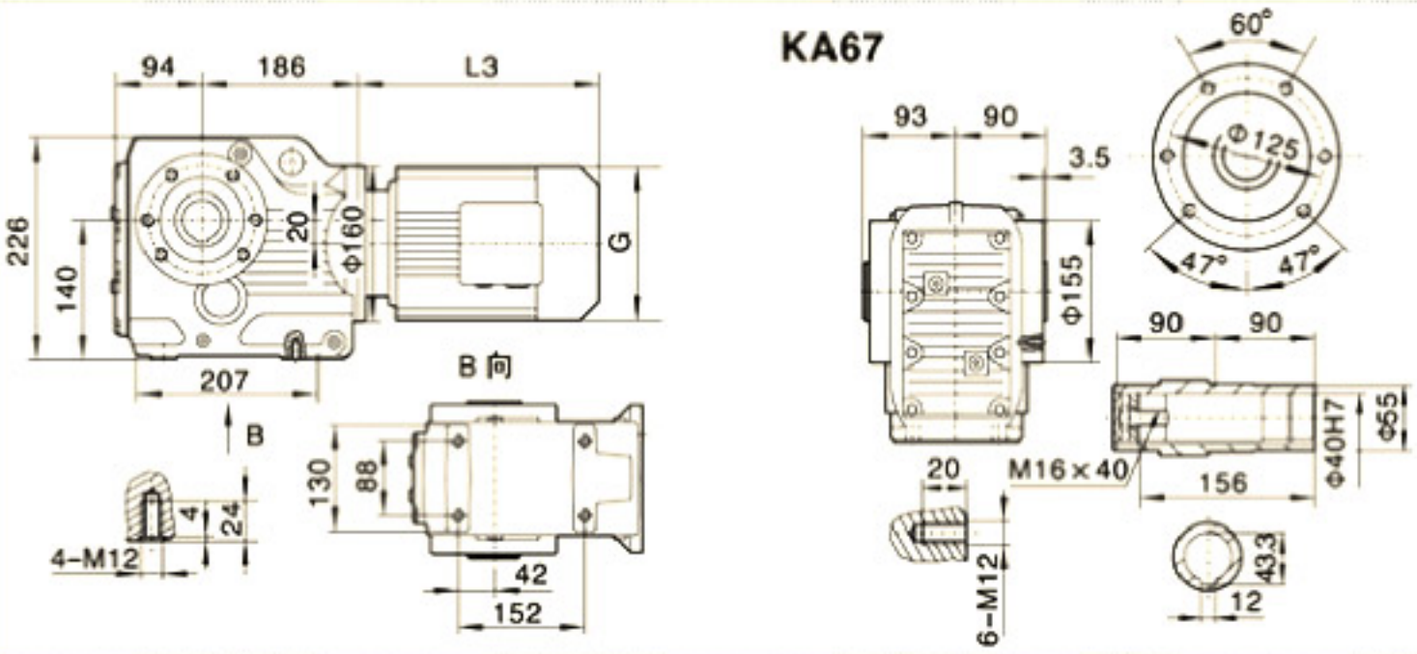

KAZ67

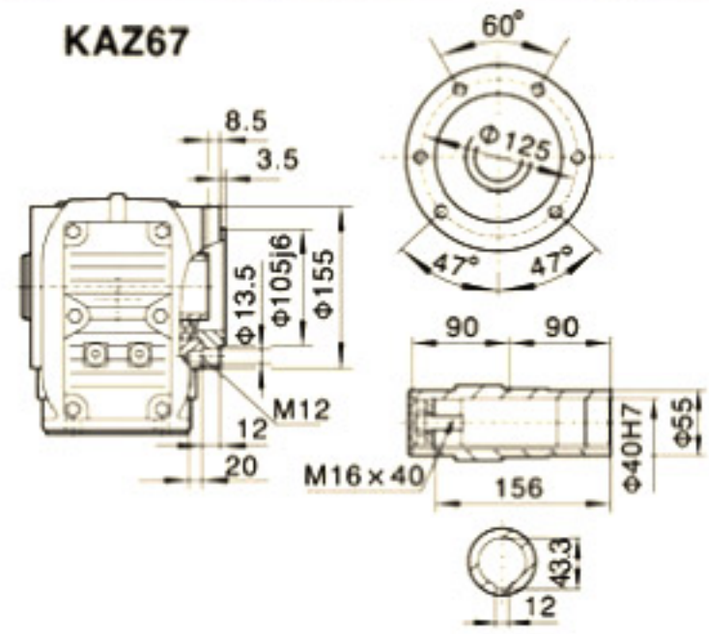

KF67

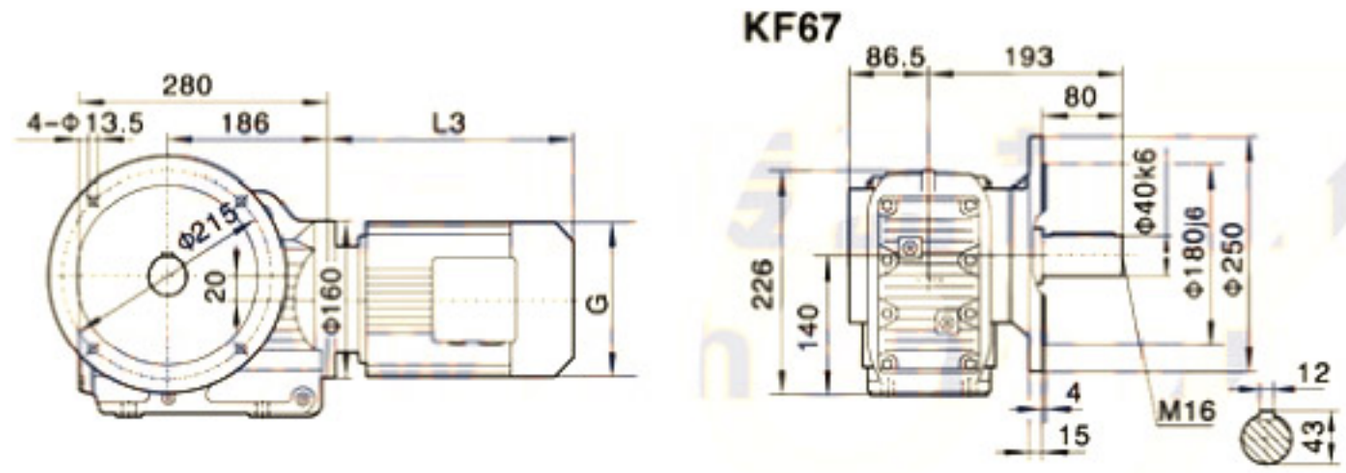

KAF67

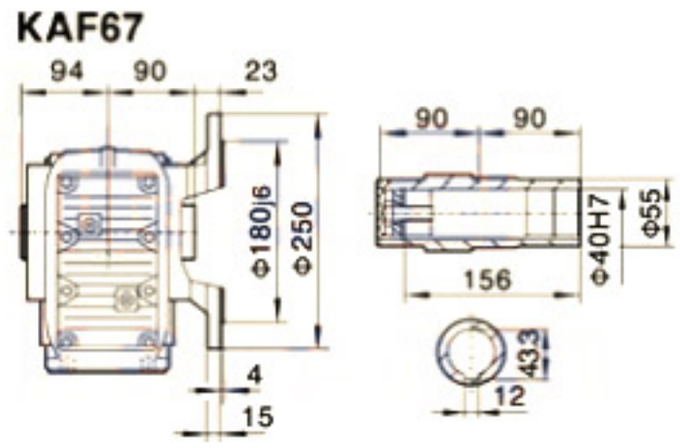

KAT67

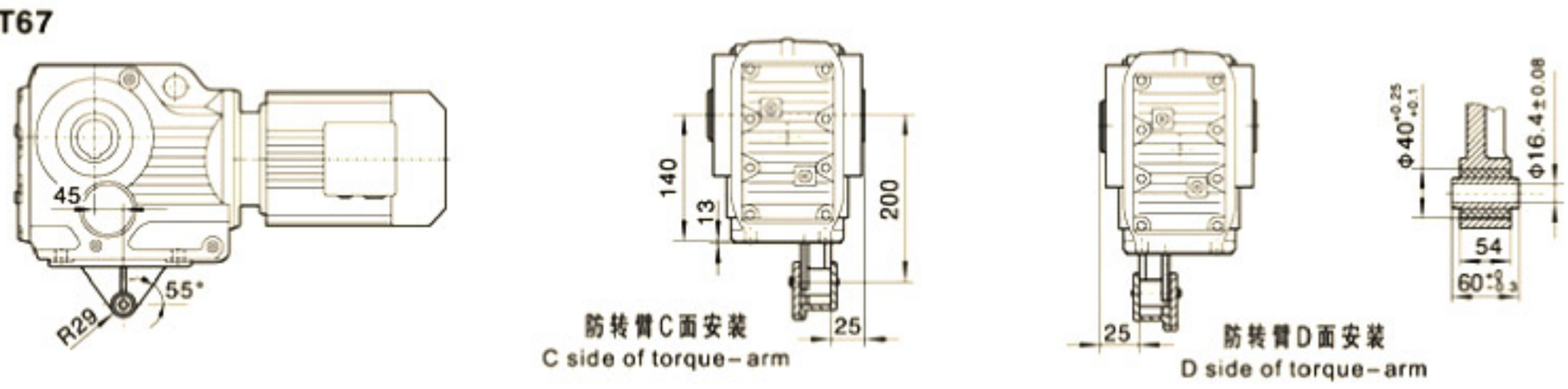

电机需方配或配特殊电机时需加联接法兰

K..S67

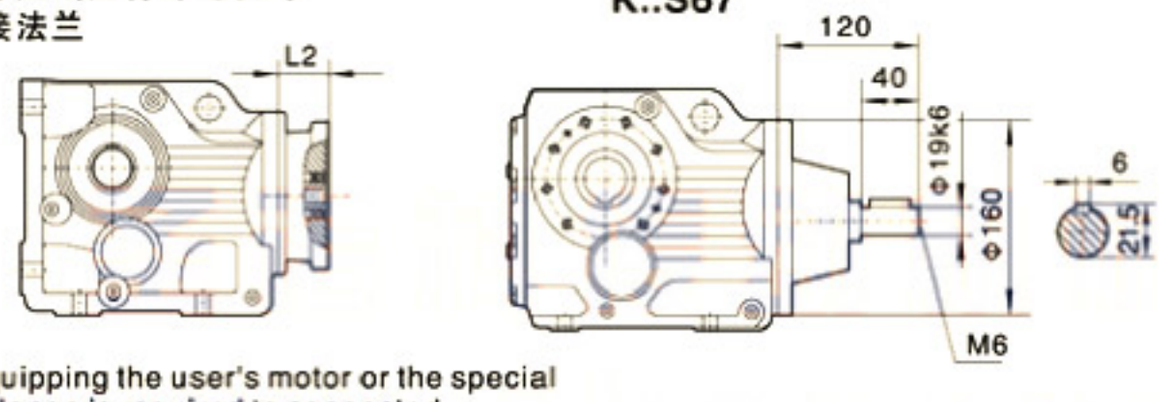

K..67R37

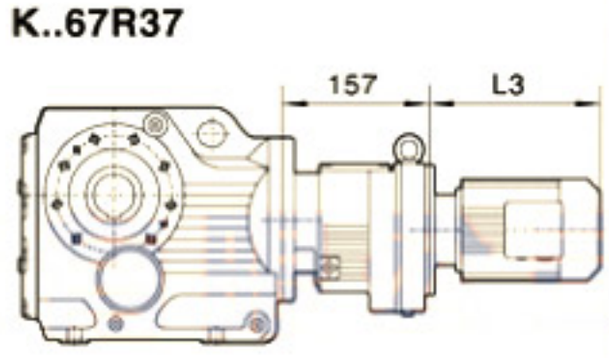

注:其余尺寸见相对应结构形式

Note:For other values please refer to the opposited structure.

When equipping the user's motor or the special one,the flange is required to connected.

Y2电机机座号 Motor size	63	71		80		90S	90L	100		112M	132S		
功率/4P Power/(kW)	0.18	0.25	0.37	0.55	0.75	1.1	1.5	2.2	3.0	4.0	5.5		
L3	223	245		278		304	328	350		380	425		
G	130	145		175		195	195	215		240	275		
L2	81	81		81		81	81	93		93	101		

注:1.KA、KF、KAF、KAZ壳体为通用件,安装尺寸均可相互参照. 2."K.."表示K、KA、KF、KAF、KAZ、KAB.
Note:1.The housings of KA、KF、KAF、KAZ are common parts.The mounting dimensions may consult each other. 2."K.."mean K、KA、KF、KAF、KAZ、KAB.

K77

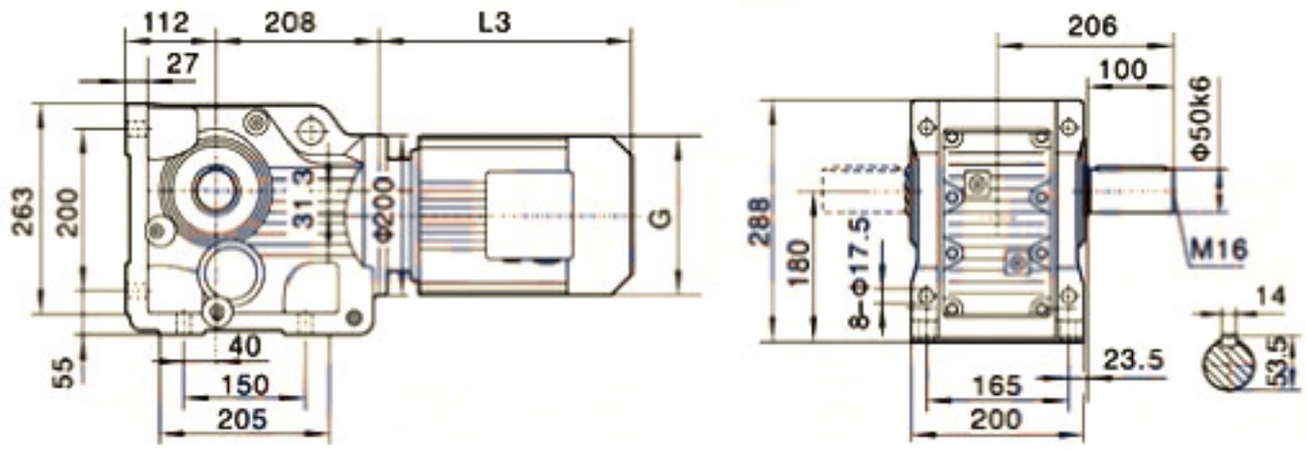

KAB77

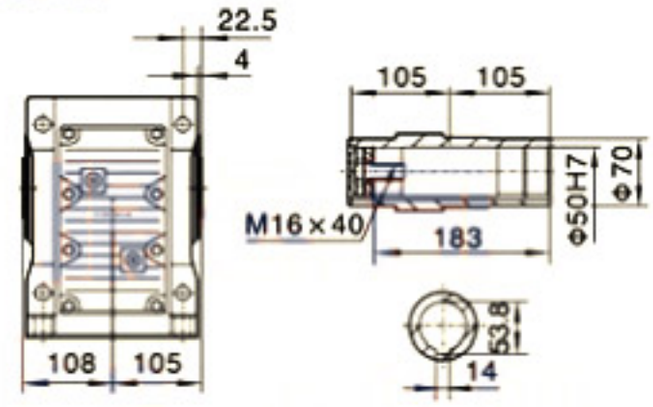

KA77

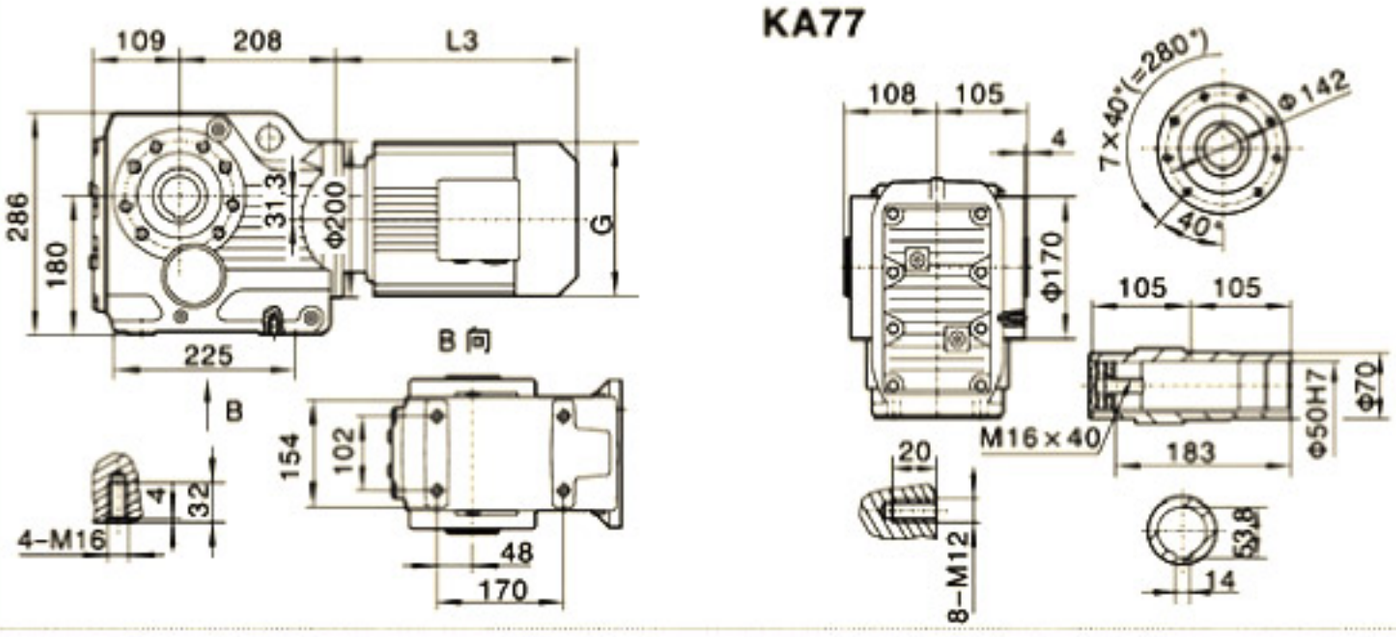

KAZ77

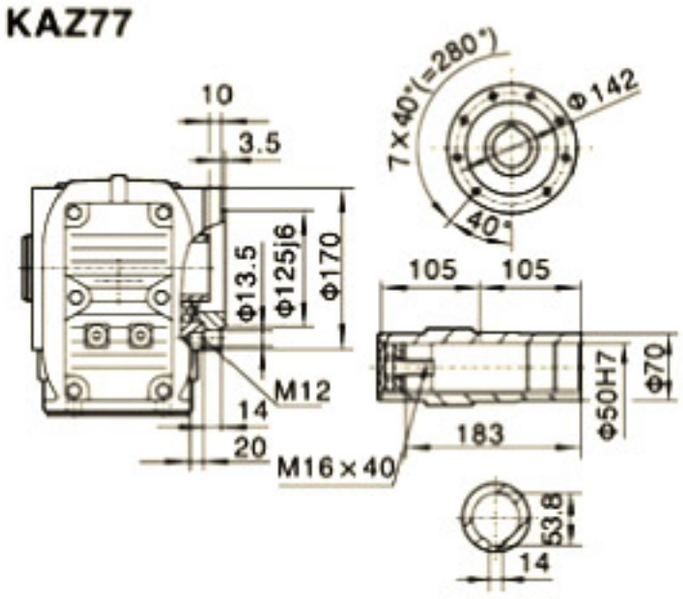

KF77

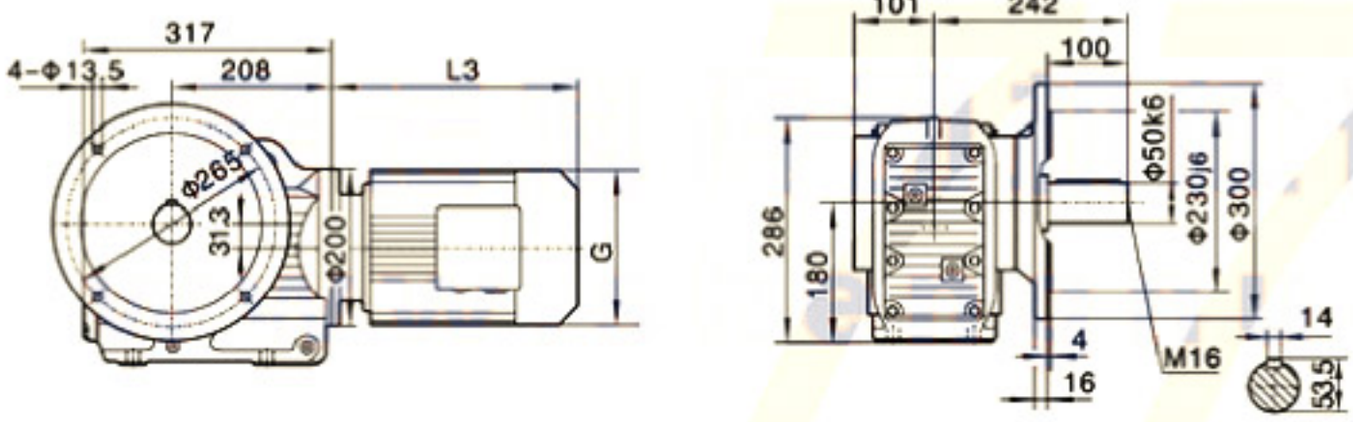

KAF77

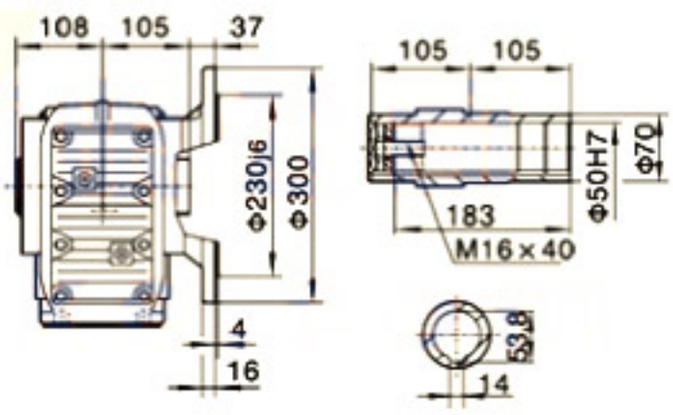

KAT77

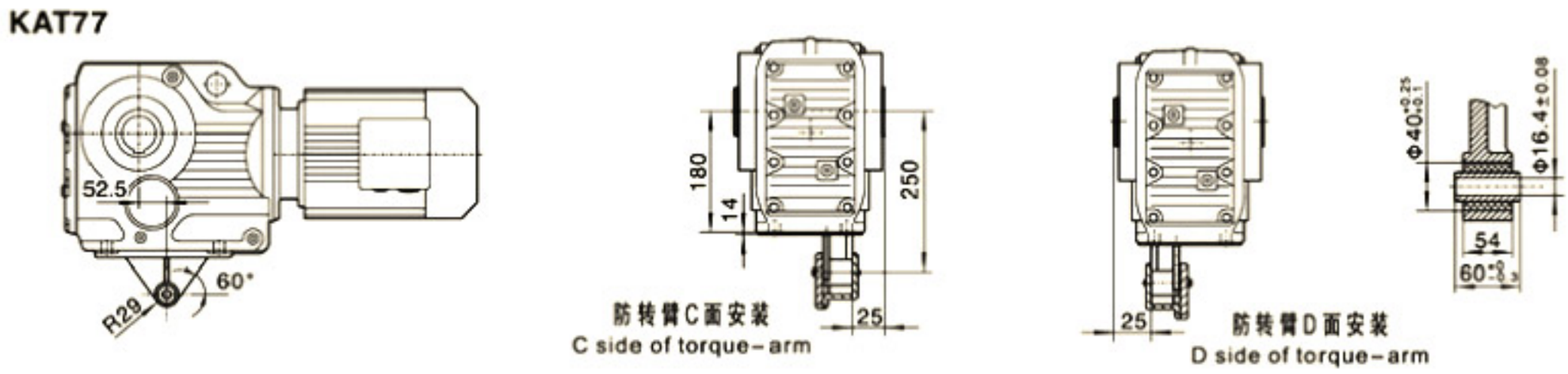

电机需方配或配特殊电机时需加联接法兰

K..S77

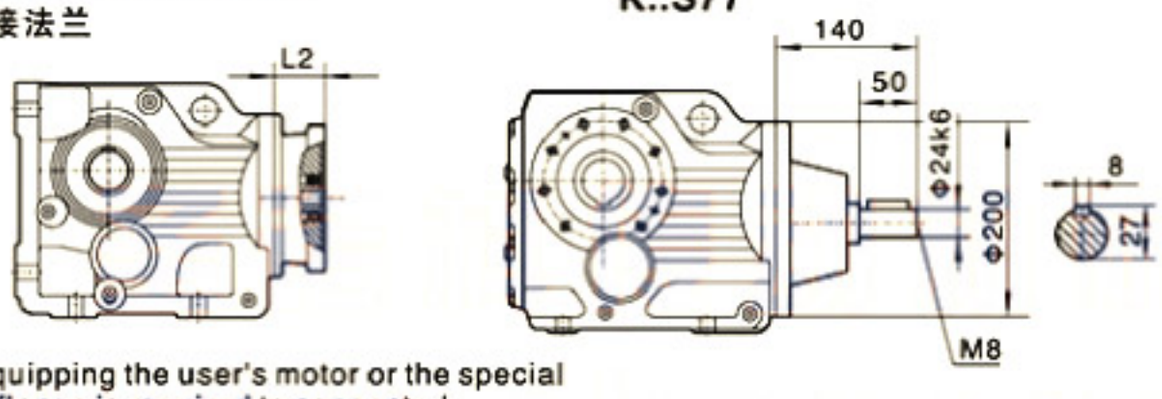

When equipping the user's motor or the special one,the flange is required to connected.

K..77R37

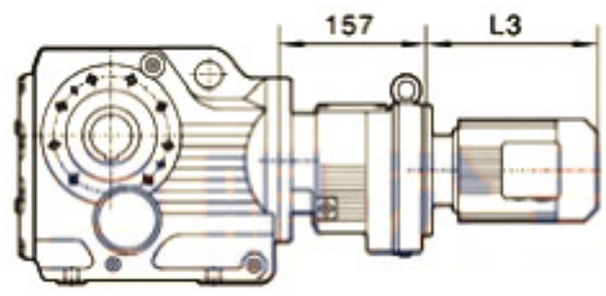

注:其余尺寸见相对应结构形式

Note:For other values please refer to the opposited structure.

Y2电机机座号 Motor size	71	80		90S	90L	100		112M	132S	132M	160M
功率/4P Power/(kW)	0.37	0.55	0.75	1.1	1.5	2.2	3.0	4.0	5.5	7.5	11
L3	233	278		304	328	350		380	425	461	524
G	145	175		195	195	215		240	275	275	330
L2	81	81		81	81	93		93	101	101	126

注:1.KA、KF、KAF、KAZ壳体为通用件,安装尺寸均可相互参照. 2."K.."表示K、KA、KF、KAF、KAZ、KAB.
Note:1.The housings of KA、KF、KAF、KAZ are common parts.The mounting dimensions may consult each other. 2."K.."mean K、KA、KF、KAF、KAZ、KAB.

K87

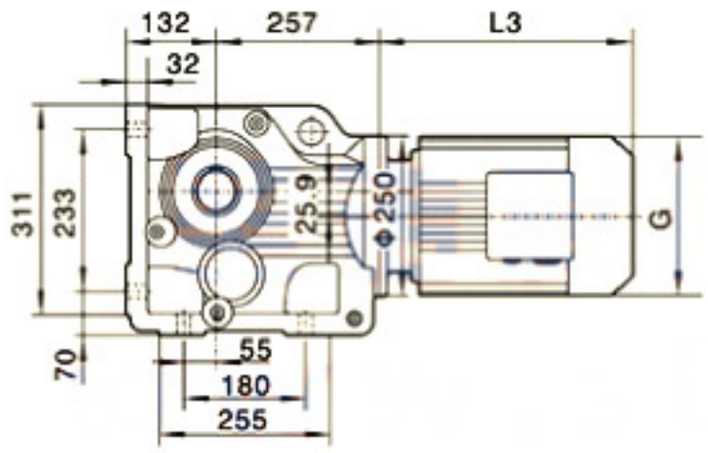

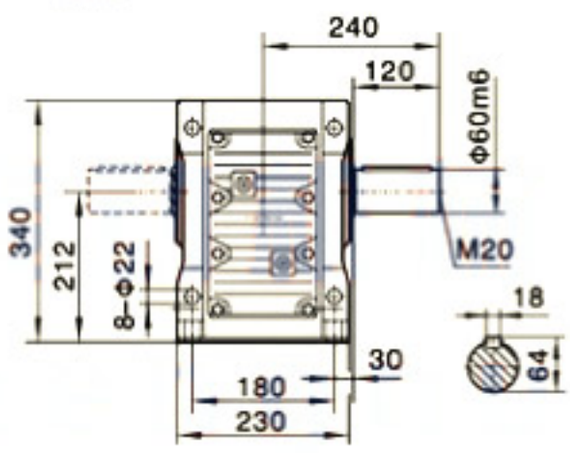

KAB87

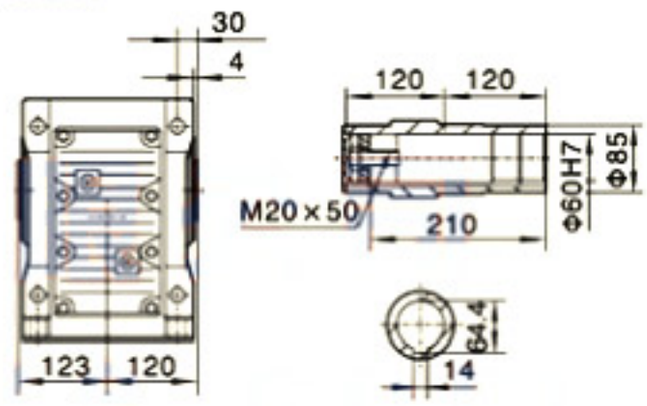

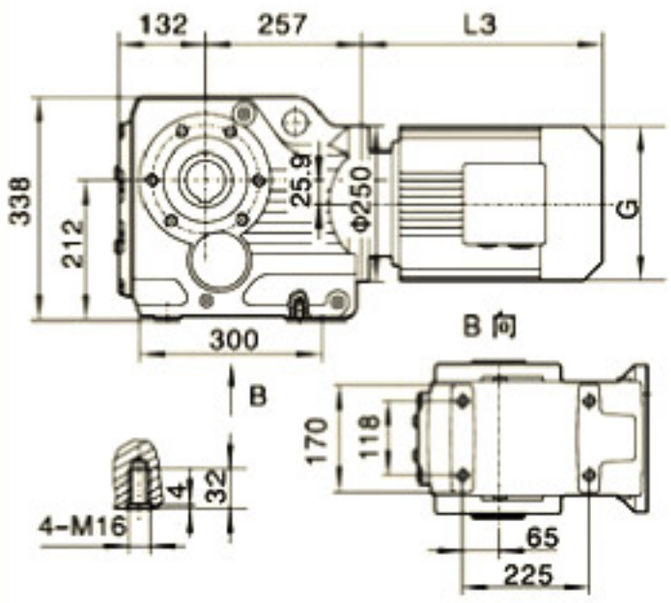

KA87

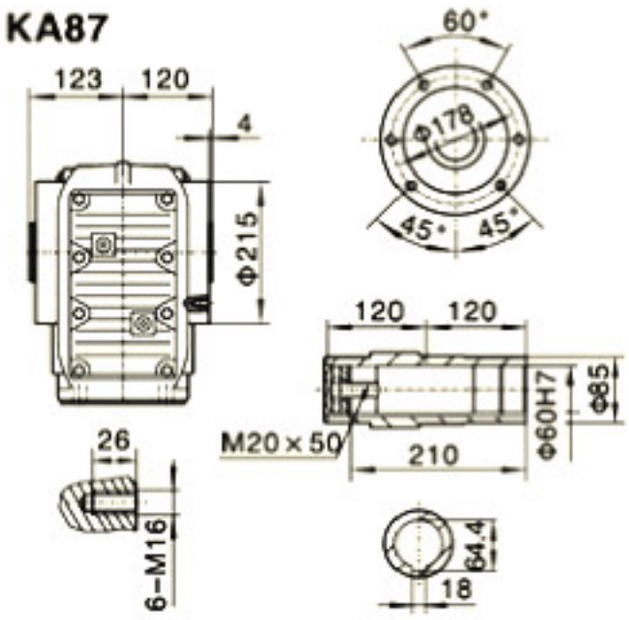

KAZ87

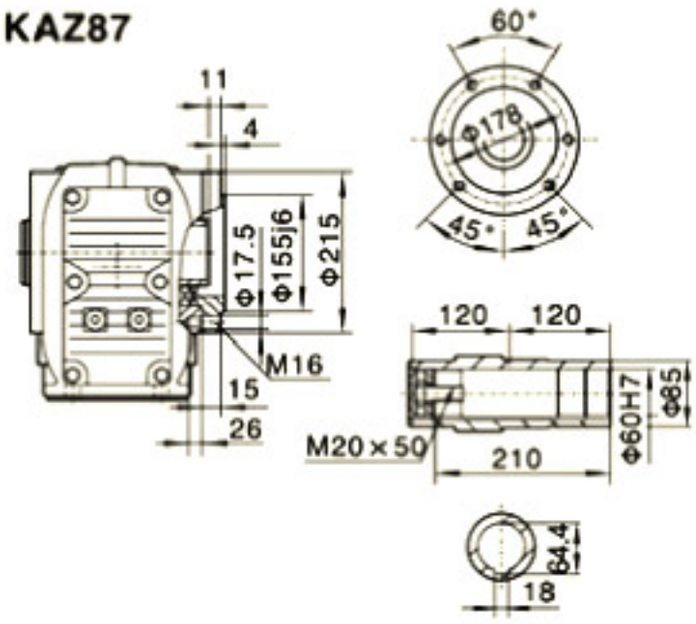

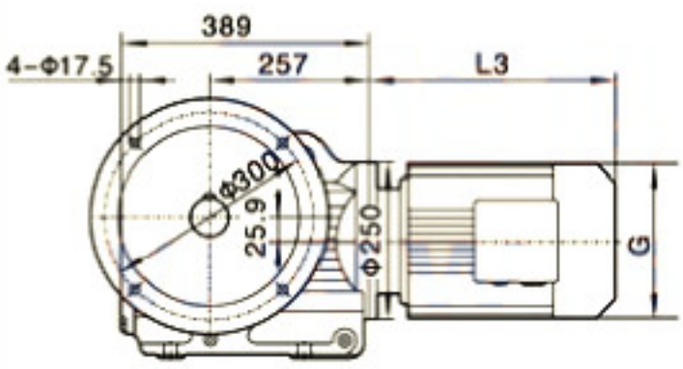

KF87

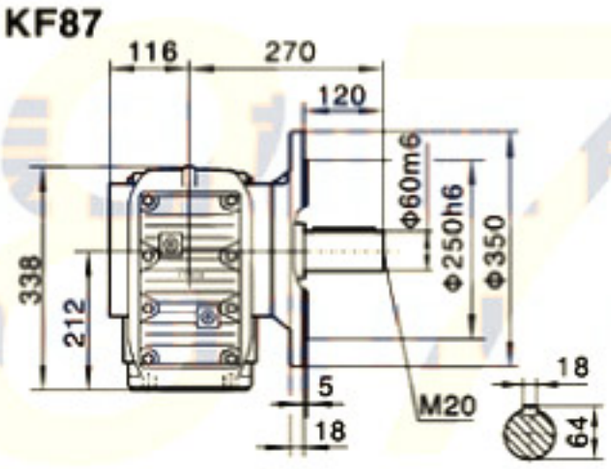

KAF87

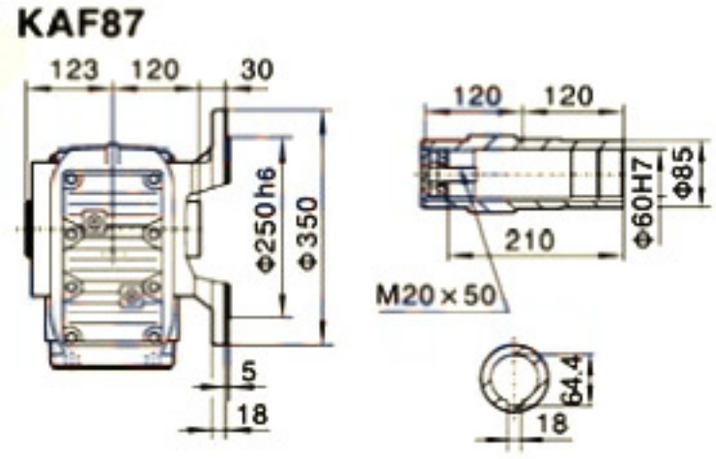

KAT87

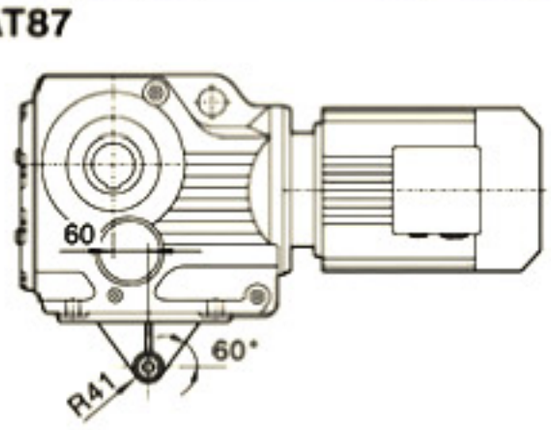

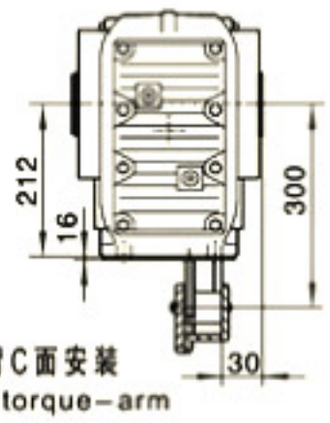

防转臂C面安装
C side of torque-arm

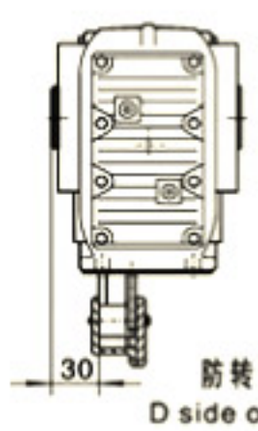

防转臂D面安装
D side of torque-arm

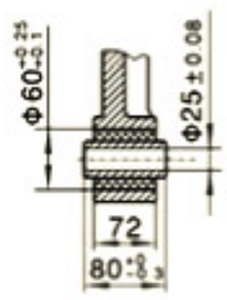

电机需方配或配特殊电机时需加联接法兰

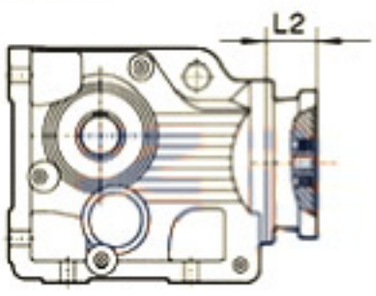

When equipping the user's motor or the special one,the flange is required to connected.

K..S87

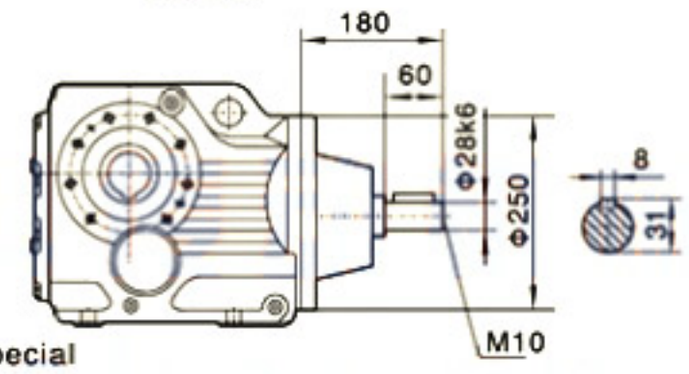

K..87R57

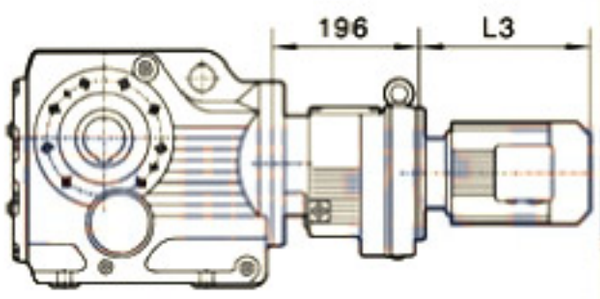

注:其余尺寸见相对应结构形式

Note:For other values please refer to the opposited structure.

Y2电机机座号 Motor size	80	90S	90L	100		112M	132S	132M	160M	160L	180M	180L
功率/4P Power/(kW)	0.75	1.1	1.5	2.2	3.0	4.0	5.5	7.5	11	15	18.5	22
L3	246	280	304	350		380	425	461	524	547	583	616
G	175	195	195	215		240	275	275	330	330	380	380
L2	86	86	86	71		71	101	101	126	126	126	126

注:1.KA、KF、KAF、KAZ壳体为通用件,安装尺寸均可相互参照. 2."K.."表示K、KA、KF、KAF、KAZ、KAB.
Note:1.The housings of KA、KF、KAF、KAZ are common parts.The mounting dimensions may consult each other. 2."K.."mean K、KA、KF、KAF、KAZ、KAB.

K97

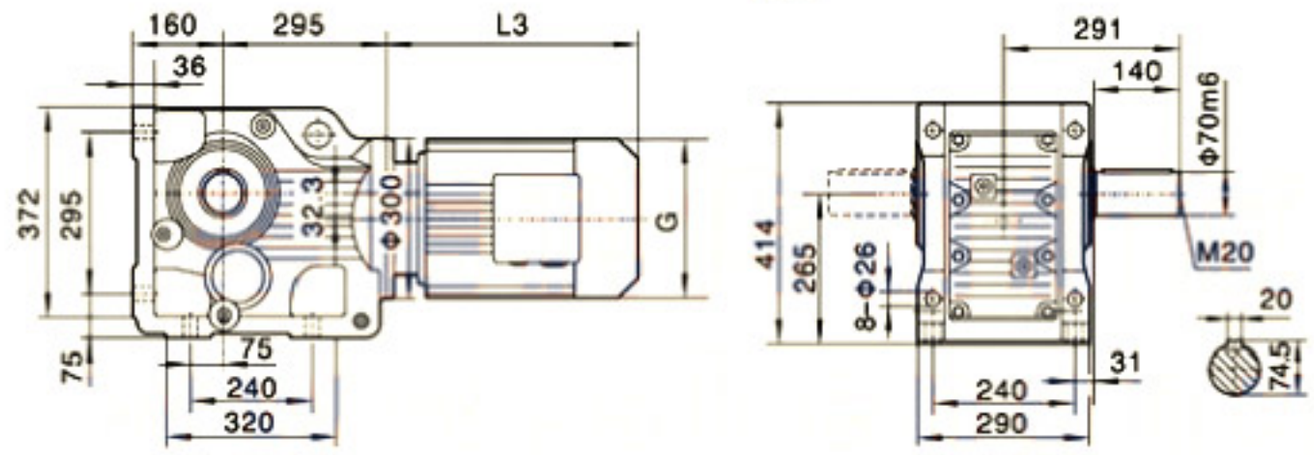

KAB97

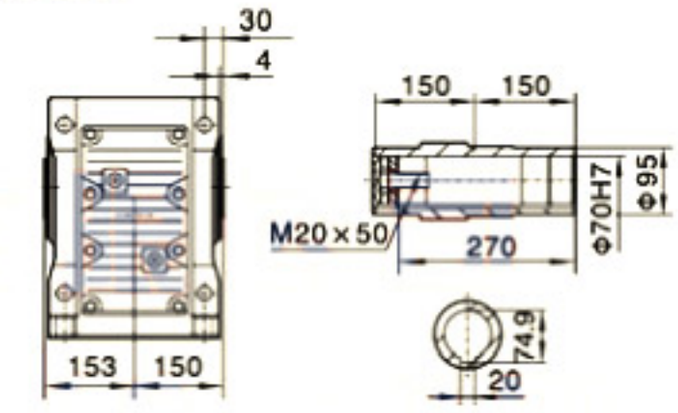

KA97

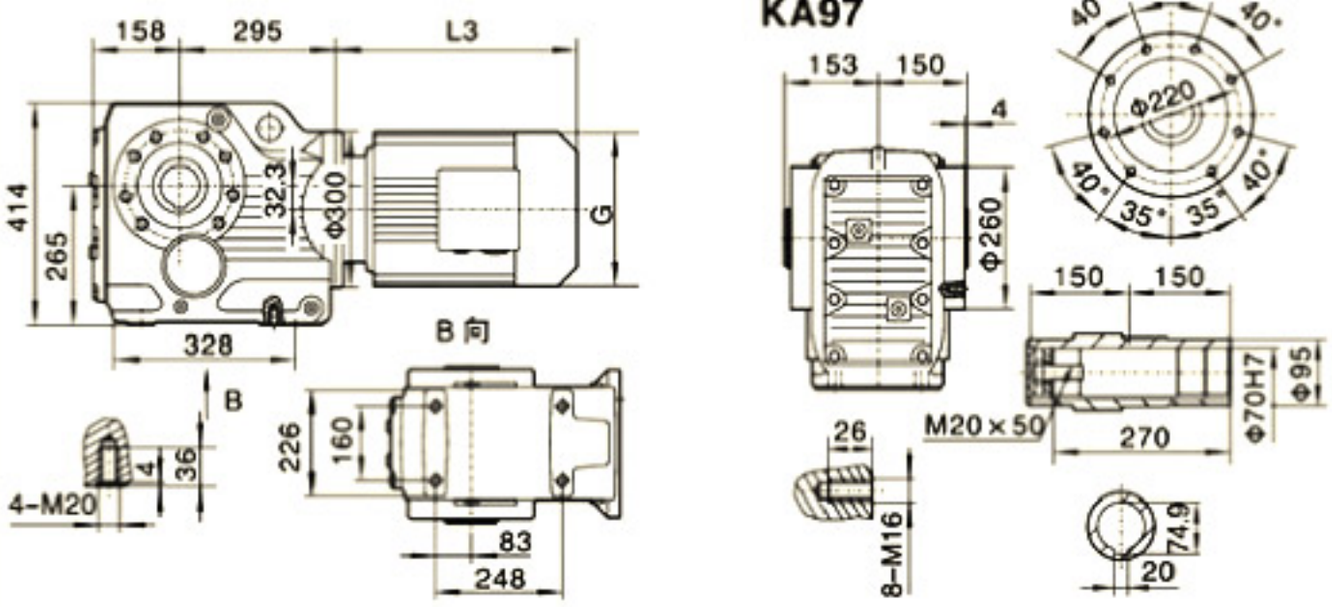

KAZ97

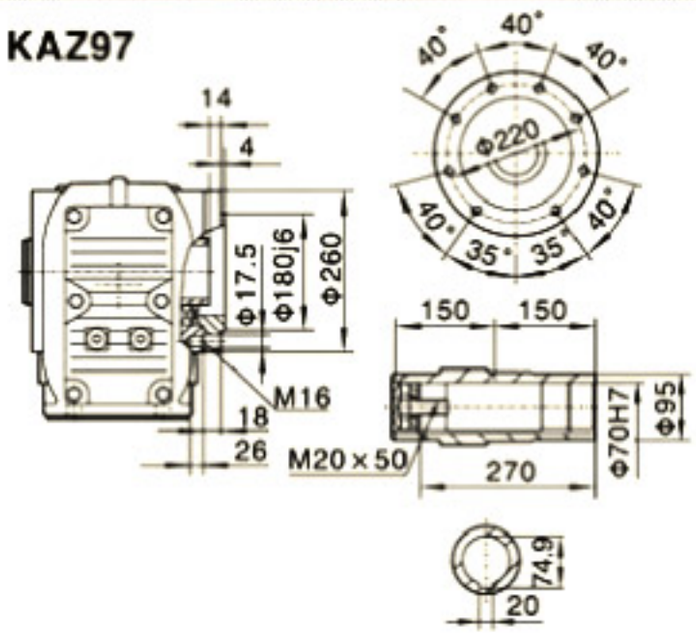

KF97

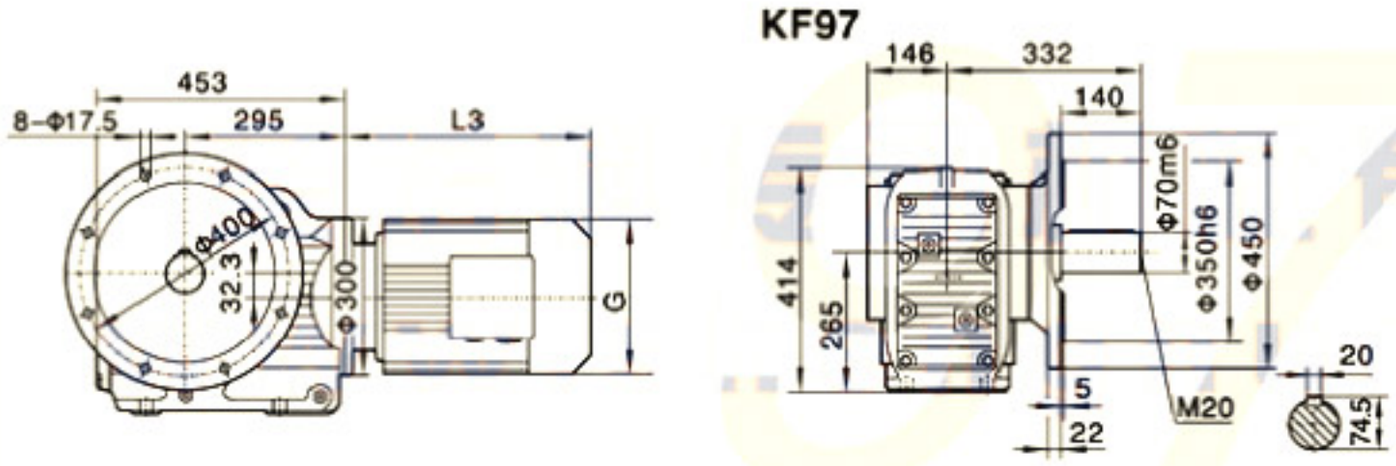

KAF97

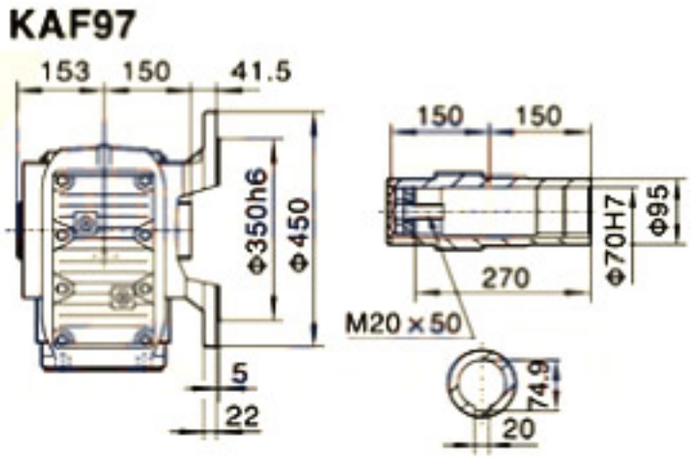

KAT97

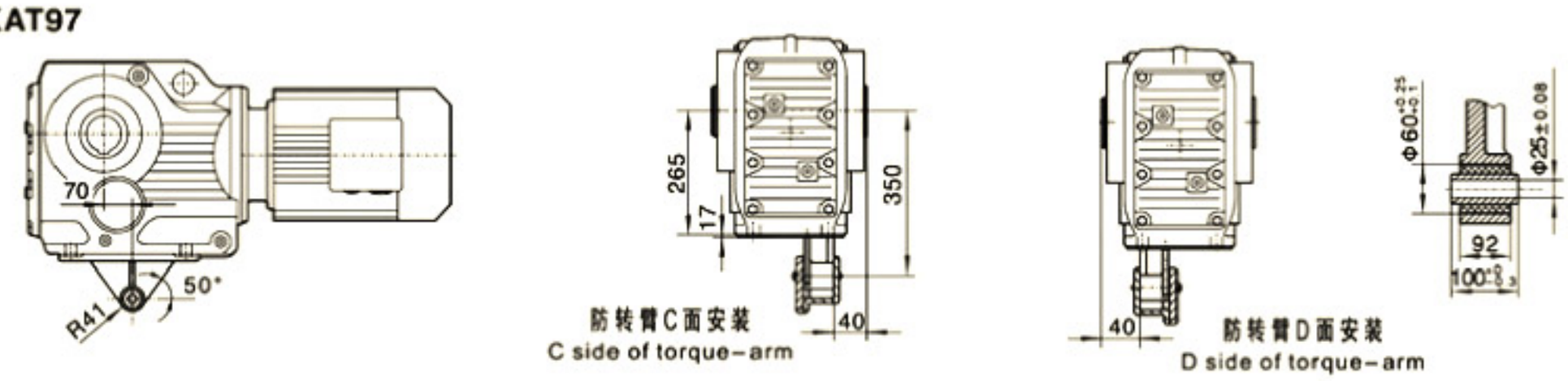

电机需方配或配特殊电机时
需加联接法兰

K..S97

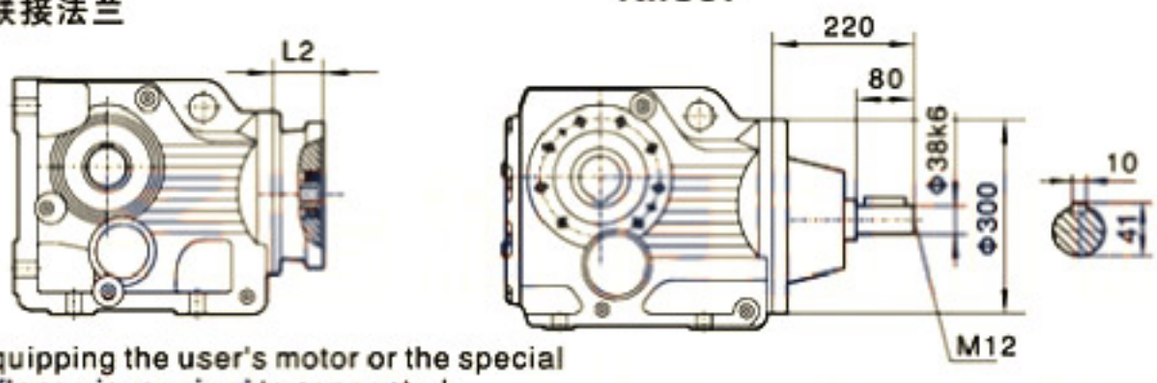

When equipping the user's motor or the special one,the flange is required to connected.

K..97R57

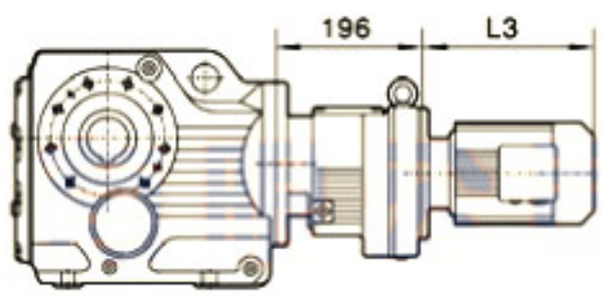

注:其余尺寸见相对应结构形式

Note:For other values please refer to the opposited structure.

Y2电机机座号 Motor size	90S	90L	100		112M	132S	132M	160M	160L	180M	180L	200
功率/4P Power/(kW)	1.1	1.5	2.2	3.0	4.0	5.5	7.5	11	15	18.5	22	30
L3	280	304	315		334	425	461	524	547	555	588	652
G	195	195	215		240	275	275	330	330	380	380	420
L2	86	86	101		101	101	101	126	126	126	126	132

注:1.KA、KF、KAF、KAZ壳体为通用件,安装尺寸均可相互参照. 2."K.."表示K、KA、KF、KAF、KAZ、KAB.
Note:1.The housings of KA、KF、KAF、KAZ are common parts.The mounting dimensions may consult each other. 2."K.."mean K、KA、KF、KAF、KAZ、KAB.

K107

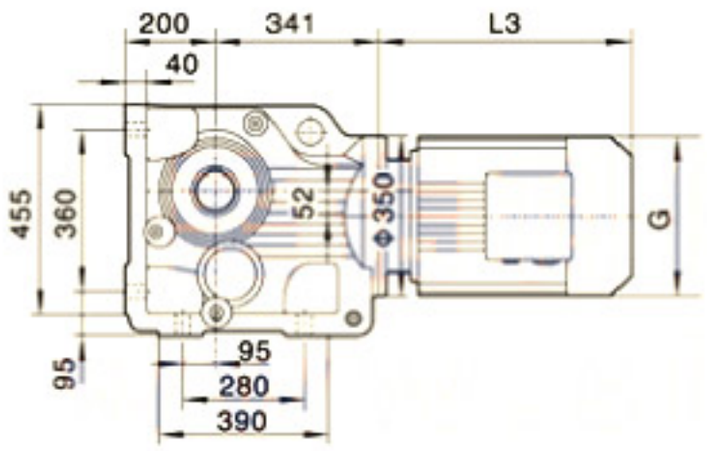

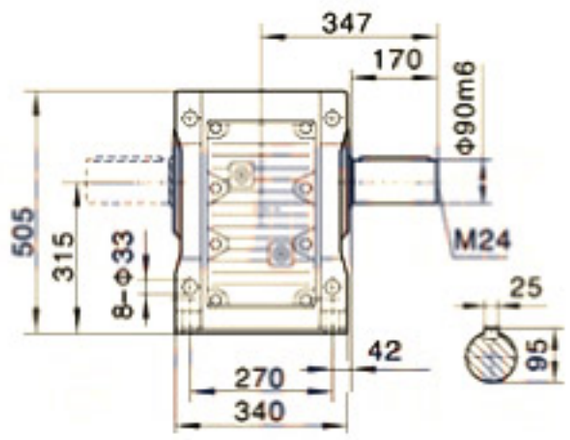

KAB107

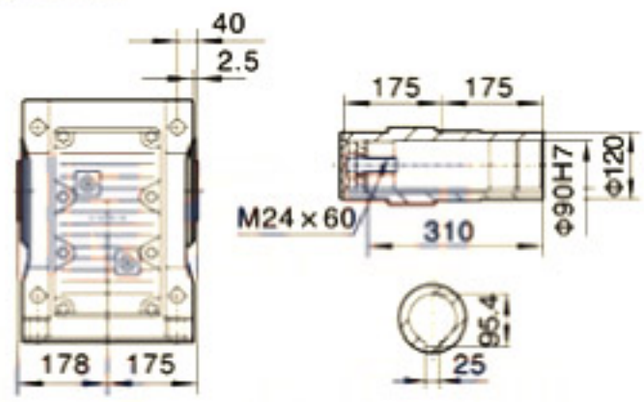

KA107

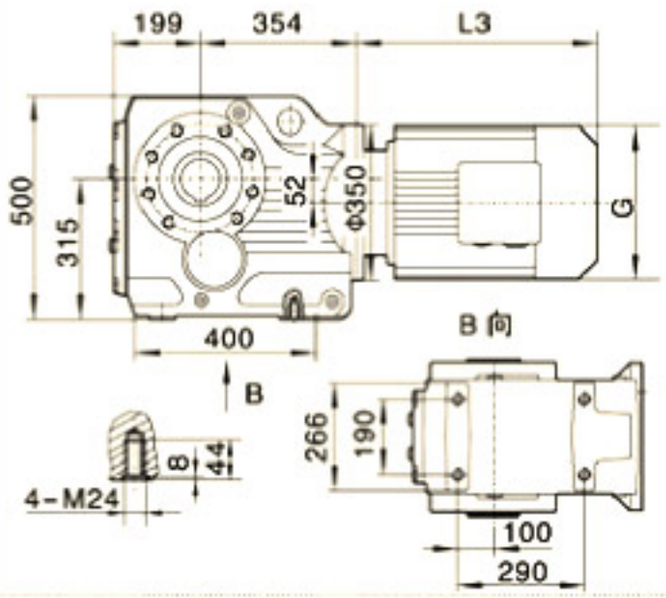

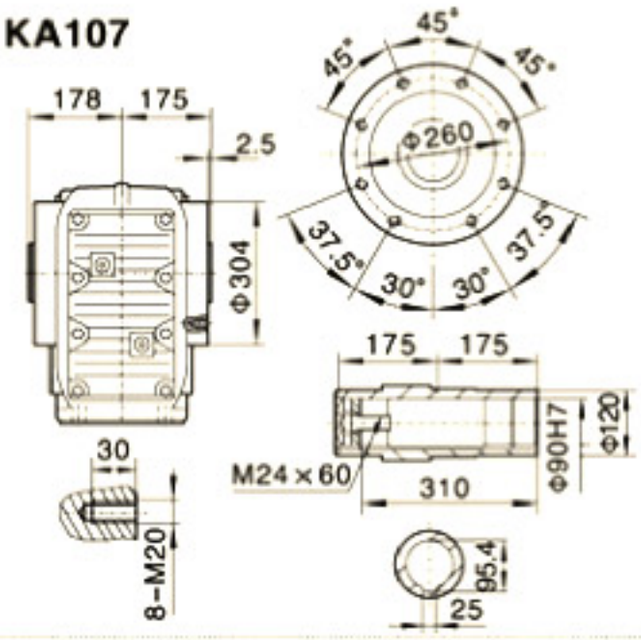

KAZ107

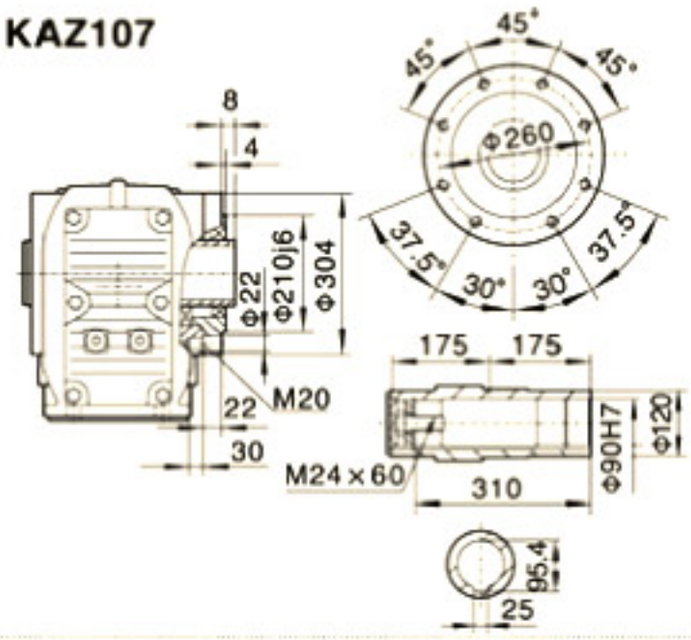

KF107

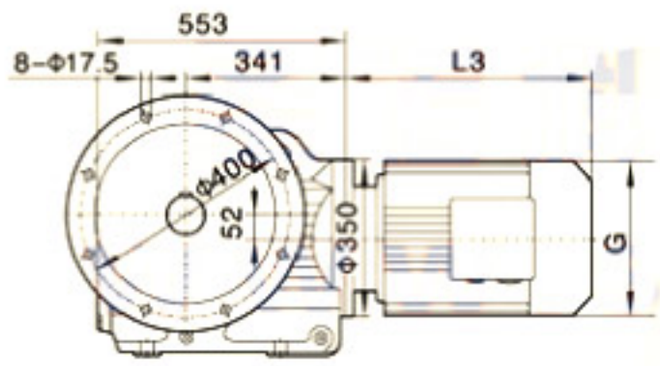

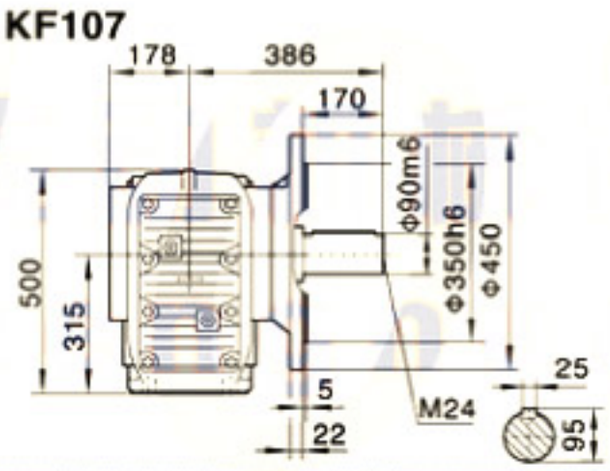

KAF107

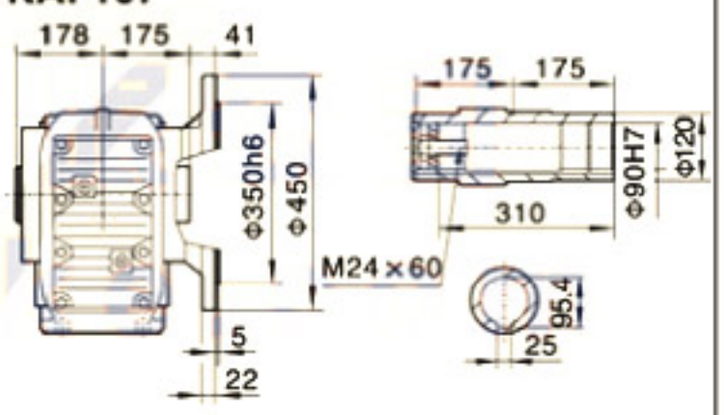

KAT107

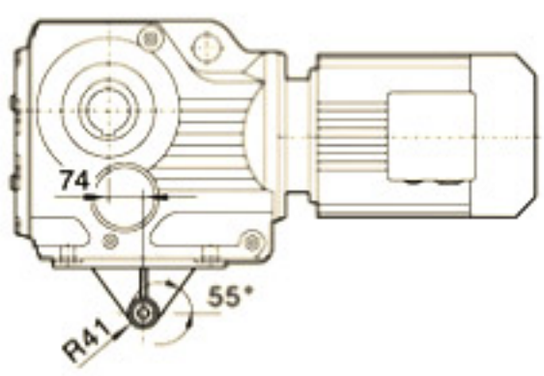

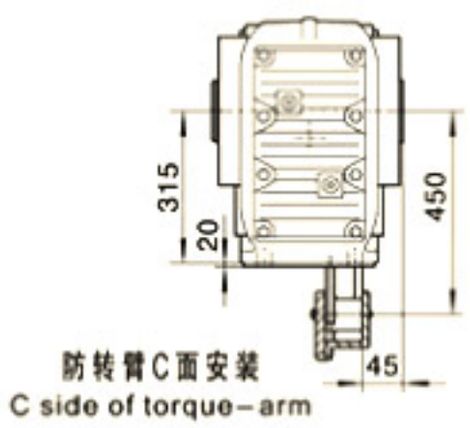

防转臂C面安装
C side of torque-arm

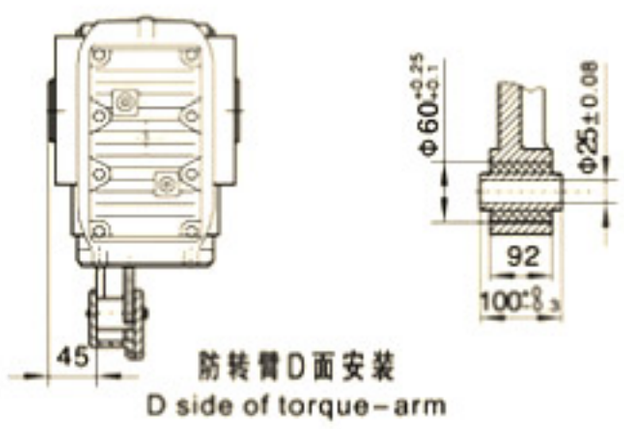

防转臂D面安装
D side of torque-arm

电机需方配或配特殊电机时
需加联接法兰

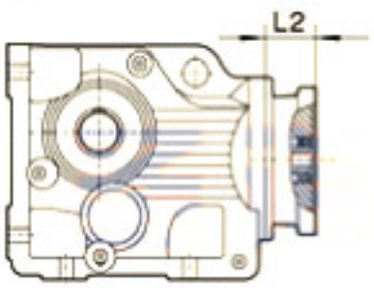

When equipping the user's motor or the special one,the flange is required to connected.

K..S107

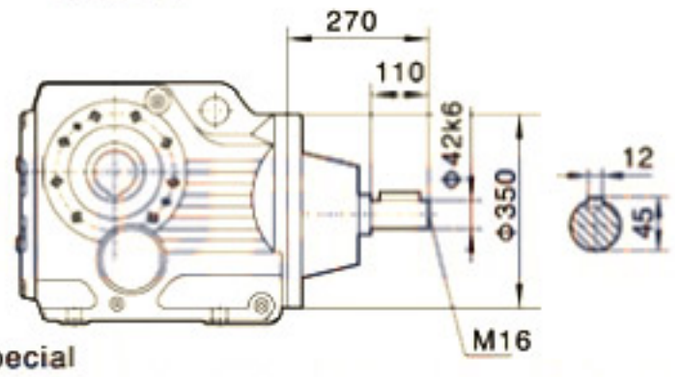

K..107R77

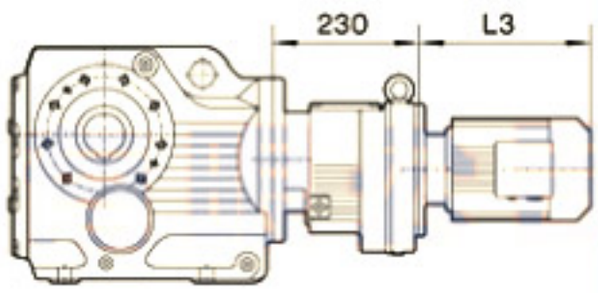

注:其余尺寸见相对应结构形式

Note:For other values please refer to the opposited structure.

Y2电机机座号 Motor size	100	112M	132S	132M	160M	160L	180M	180L	200	225S	225M
功率/4P Power/(kW)	3.0	4.0	5.5	7.5	11	15	18.5	22	30	37	45
L3	318	334	386	422	504	519	555	588	654	680	702
G	215	240	275	275	330	330	380	380	420	470	470
L2	101	101	101	101	126	126	126	126	132	132	132

注:1.KA、KF、KAF、KAZ壳体为通用件,安装尺寸均可相互参照. 2."K.."表示K、KA、KF、KAF、KAZ、KAB.
Note:1.The housings of KA、KF、KAF、KAZ are common parts.The mounting dimensions may consult each other. 2."K.."mean K、KA、KF、KAF、KAZ、KAB.

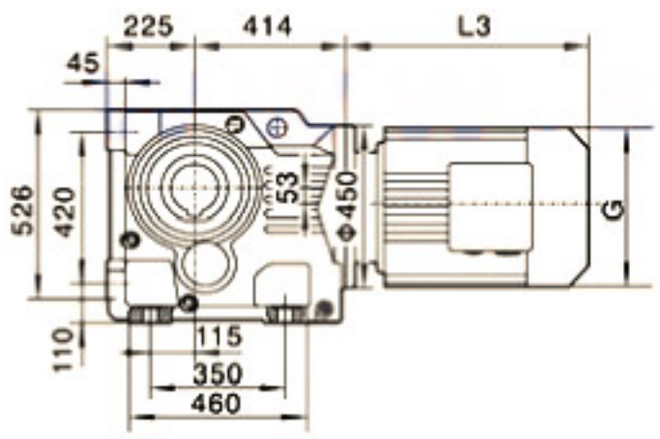

K127

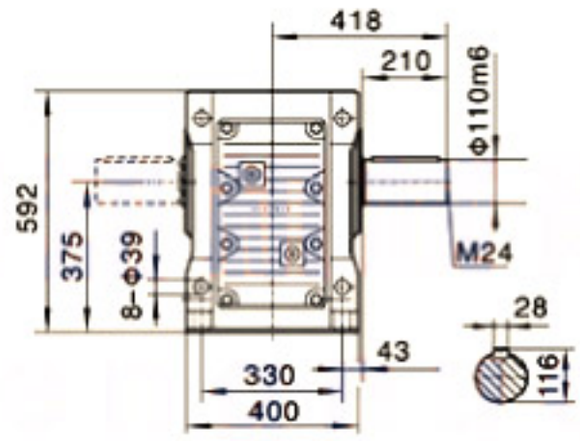

KA(KAB)127

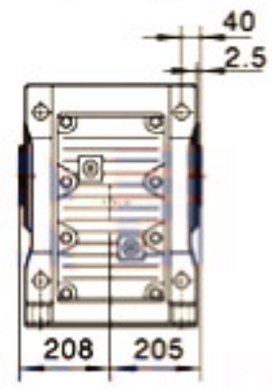

KAZ127

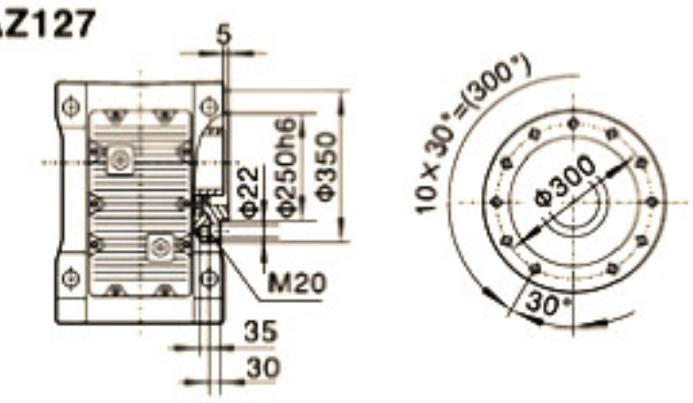

KA127/KAF127/KAZ127
空心轴/Hollow shaft

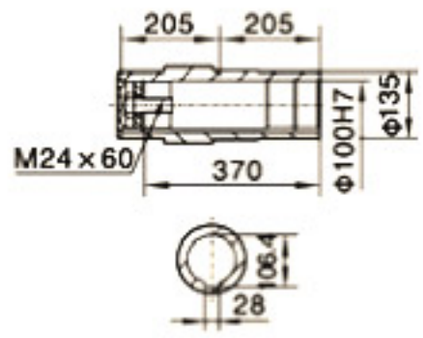

KF127

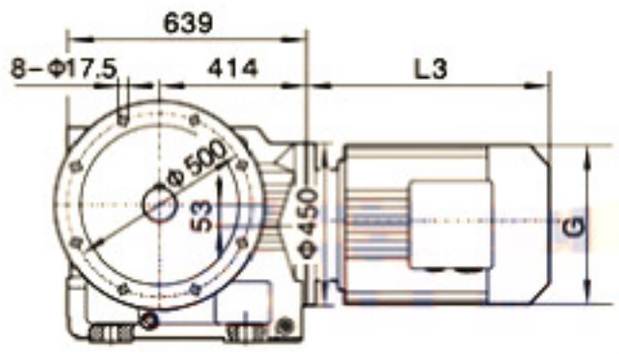

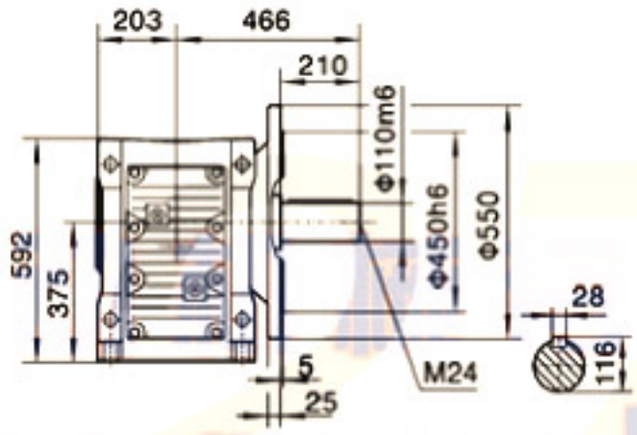

KAF127

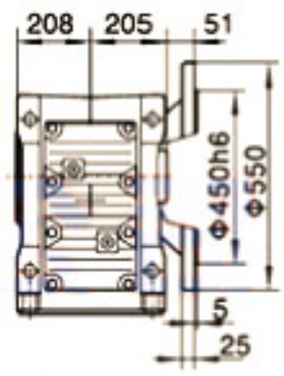

KAT127

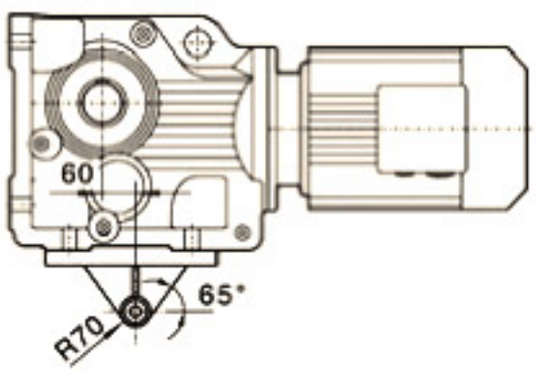

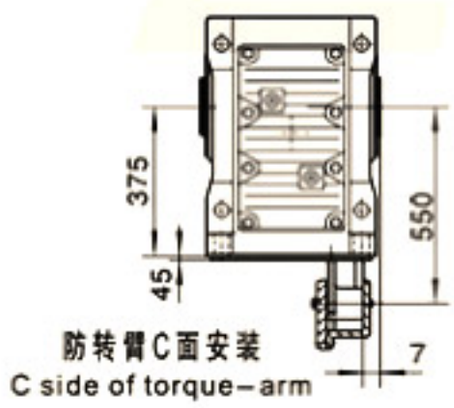

防转臂C面安装
C side of torque-arm

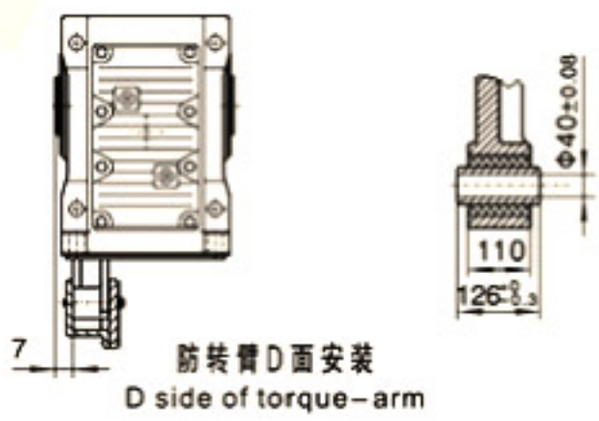

防转臂D面安装
D side of torque-arm

电机需方配或配特殊电机时
需加联接法兰

K..S127

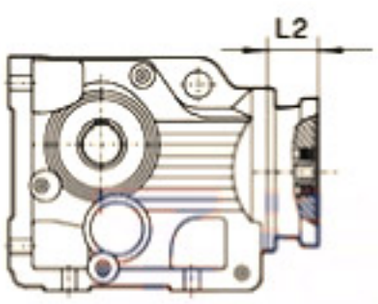

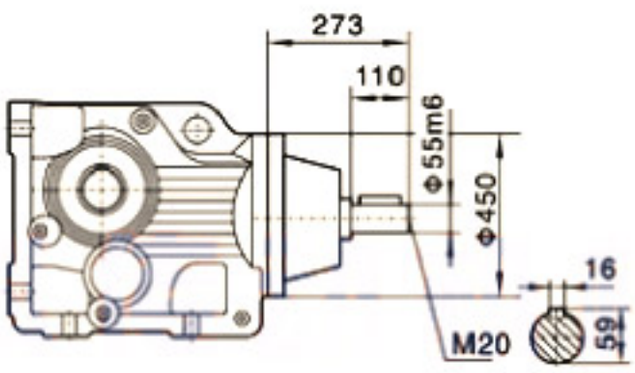

K..127R77(R87)

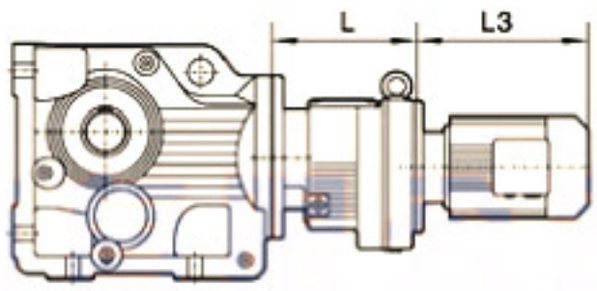

注:其余尺寸见
相对应结构
形式

Note:For other values please refer to the o-pposited stru-cture.

When equipping the user's motor or the special one,the flange is required to connected.

	K..127R77	K..127R87
L	230	275

Y2电机机座号 Motor size	132M	160M	160L	180M	180L	200	225S	225M	250	280S	280M
功率/4P Power/(kW)	7.5	11	15	18.5	22	30	37	45	55	75	90
L3	424	567	602	583	616	654	674	696	775	847	847
G	275	330	330	380	380	420	470	470	510	580	580
L2	132	132	132	132	132	132	143	143	174	174	174

注:1.KA、KF、KAF、KAZ壳体为通用件,安装尺寸均可相互参照. 2."K.."表示K、KA、KF、KAF、KAZ、KAB.
Note:1.The housings of KA、KF、KAF、KAZ are common parts.The mounting dimensions may consult each other. 2."K.."mean K、KA、KF、KAF、KAZ、KAB.

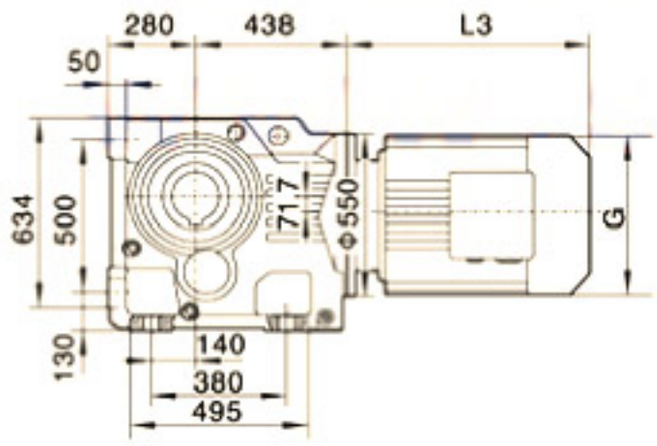

K157

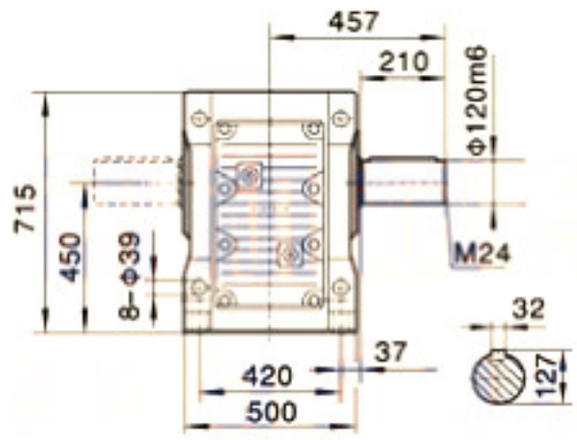

KA(KAB)157

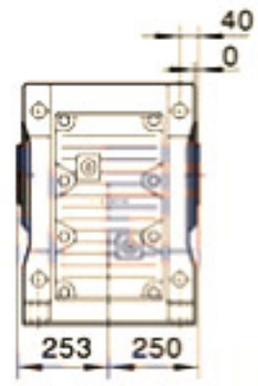

KAZ157

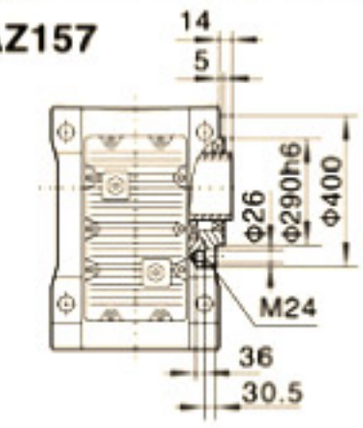

KA157/KAF157/KAZ157
空心轴/Hollow shaft

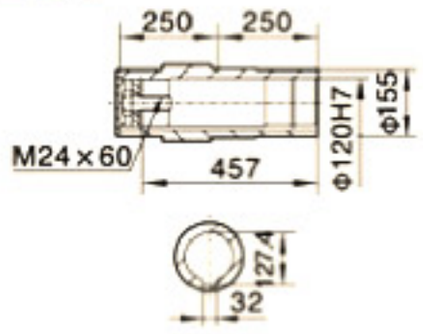

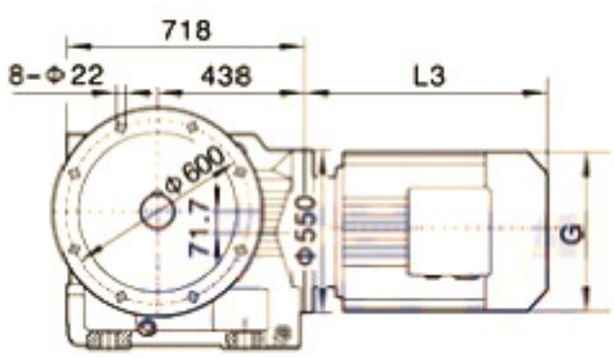

KF157

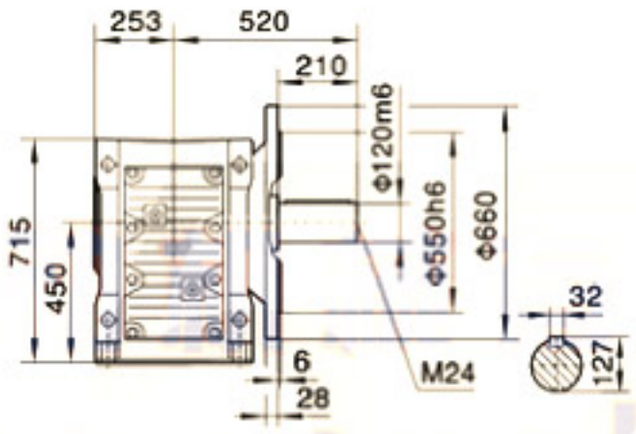

KAF157

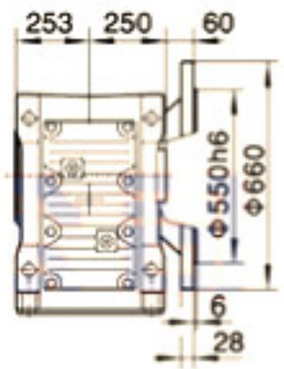

KAT157

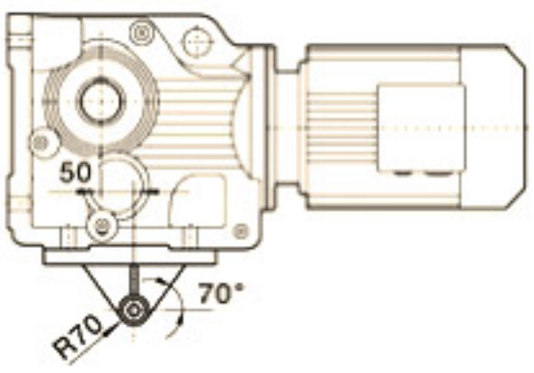

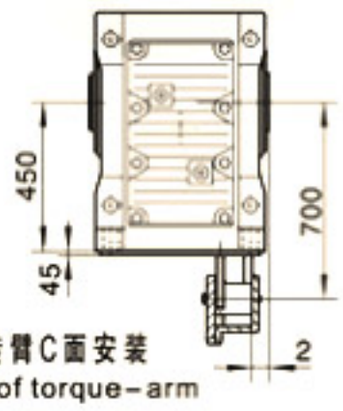

防转臂C面安装
C side of torque-arm

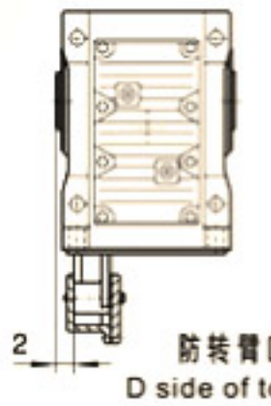

防转臂D面安装
D side of torque-arm

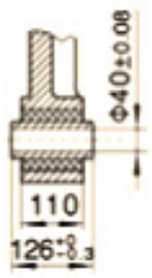

电机需方配或配特殊电机时
需加联接法兰

K..S157

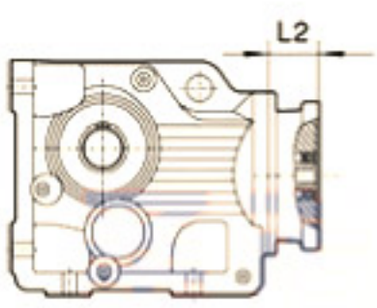

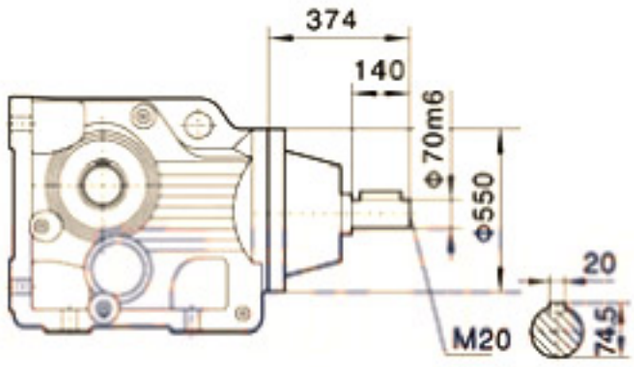

K..157R97(R107)

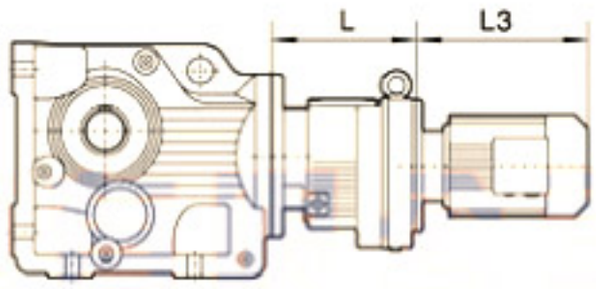

注:其余尺寸见
相对应结构
形式

Note:For other values please refer to the opposited structure.

When equipping the user's motor or the special one,the flange is required to connected.

	K..157R97	K..157R107
L	320	370

Y2电机机座号 Motor size	160M	160L	180M	180L	200	225S	225M	250	280S	280M	315S	315M	315L
功率/4P Power/(kW)	11	15	18.5	22	30	37	45	55	75	90	110	132	160
L3	567	602	635	666	642	669	691	770	828	879	1100	1180	1270
G	330	330	380	380	420	470	470	510	580	580	645	645	645
L2	143	143	143	143	143	143	143	143	143	143	145	145	145

注:1.KA、KF、KAF、KAZ壳体为通用件,安装尺寸均可相互参照. 2."K.."表示K、KA、KF、KAF、KAZ、KAB.
Note:1.The housings of KA、KF、KAF、KAZ are common parts.The mounting dimensions may consult each other. 2."K.."mean K、KA、KF、KAF、KAZ、KAB.

K167

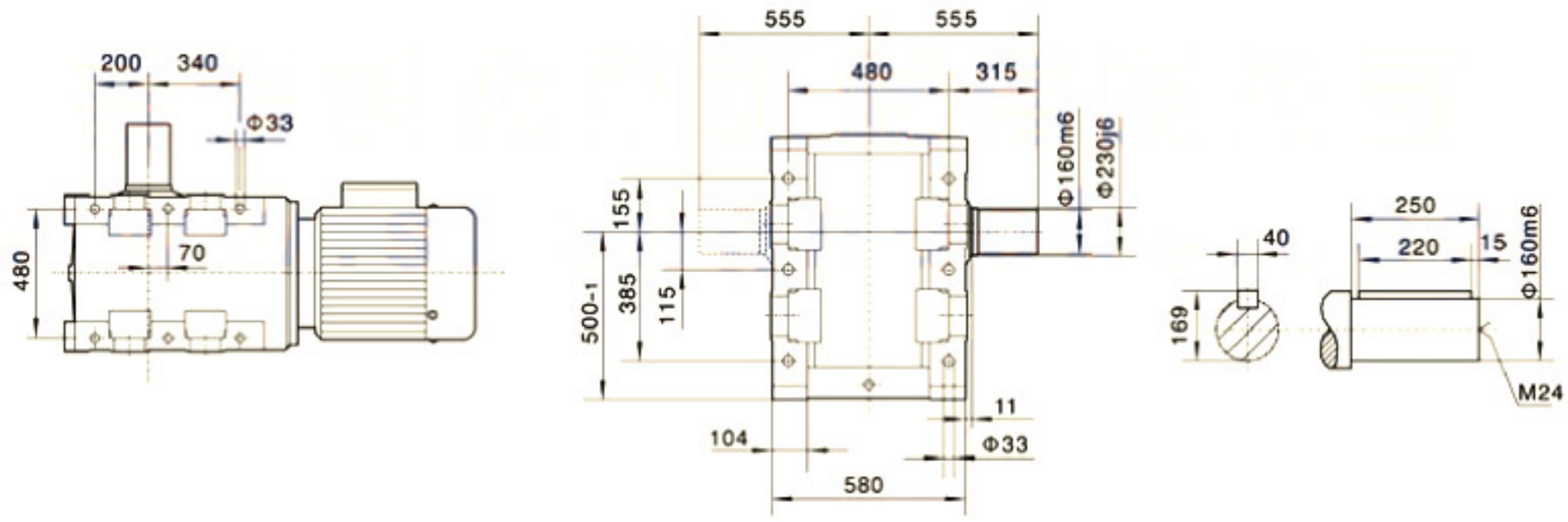

KA167

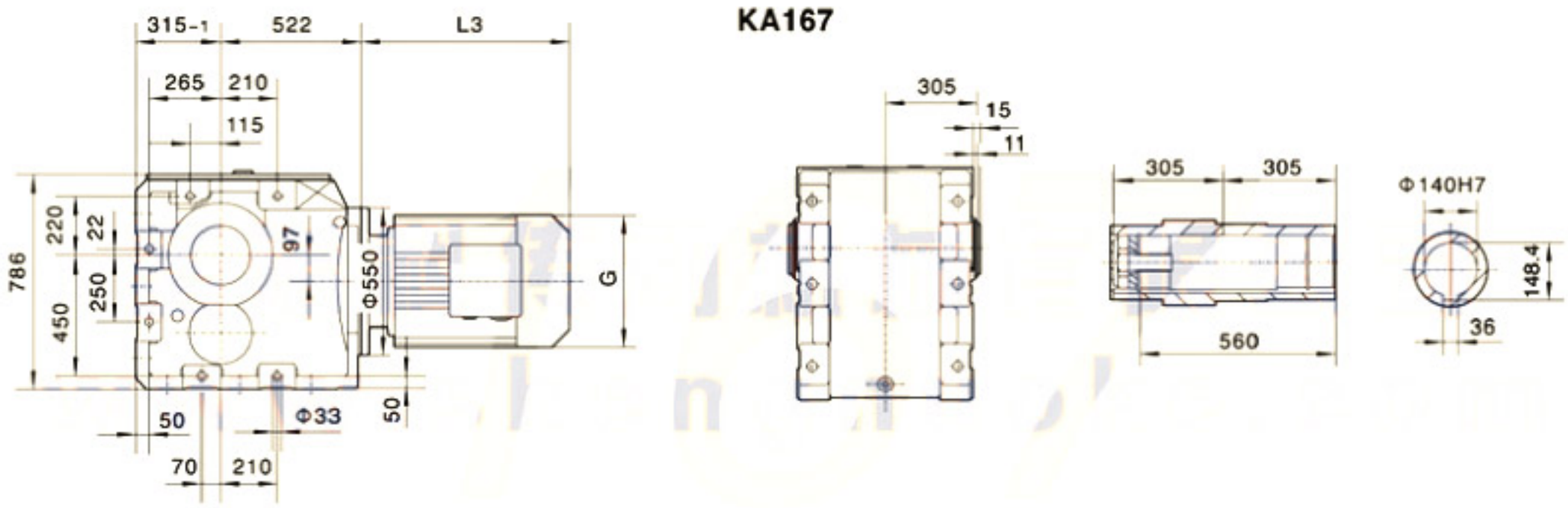

电机需方配或配特殊电机时
需加联接法兰

K..S167

K..167R97(R107)

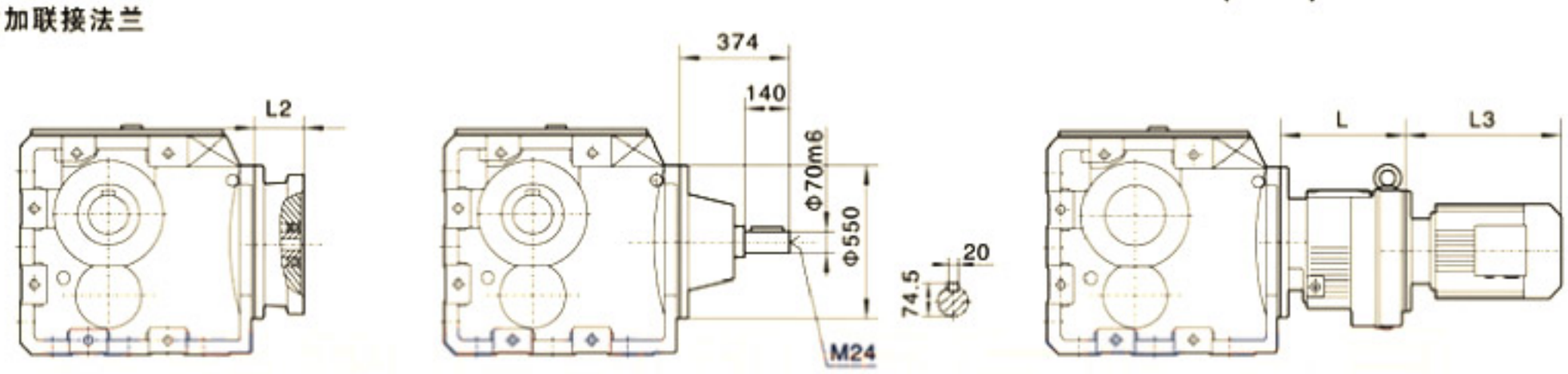

When equipping the user's motor or the special one,the flange is required to connected.

注:其余尺寸见相对应结构形式
Note:For other values please refer to the opposited structure.

	K..167R97	K..167R107
L	320	370

Y2电机机座号 Motor size	160M	160L	180M	180L	200	225S	225M	250	280S	280M	315S	315M	315L	
功率/4P Power/(kW)	11	15	18.5	22	30	37	45	55	75	90	110	132	160	200
L3	567	602	635	666	642	669	691	770	828	879	1100	1180	1270	
G	330	330	380	380	420	470	470	510	580	580	645	645	645	
L2	143	143	143	143	143	143	143	143	143	143	145	145	145	

注:1.KA、KF、KAF、KAZ壳体为通用件,安装尺寸均可相互参照. 2."K.."表示K、KA、KF、KAF、KAZ、KAB.
Note:1.The housings of KA、KF、KAF、KAZ are common parts.The mounting dimensions may consult each other. 2."K.."mean K、KA、KF、KAF、KAZ、KAB.

K187

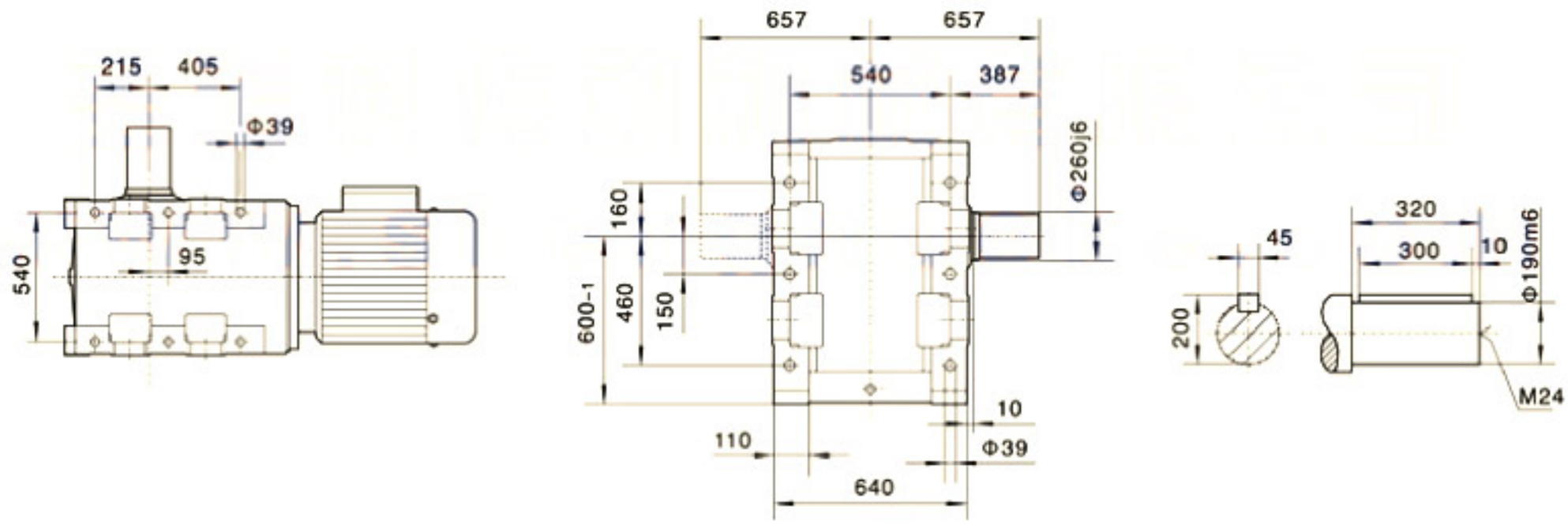

KA187

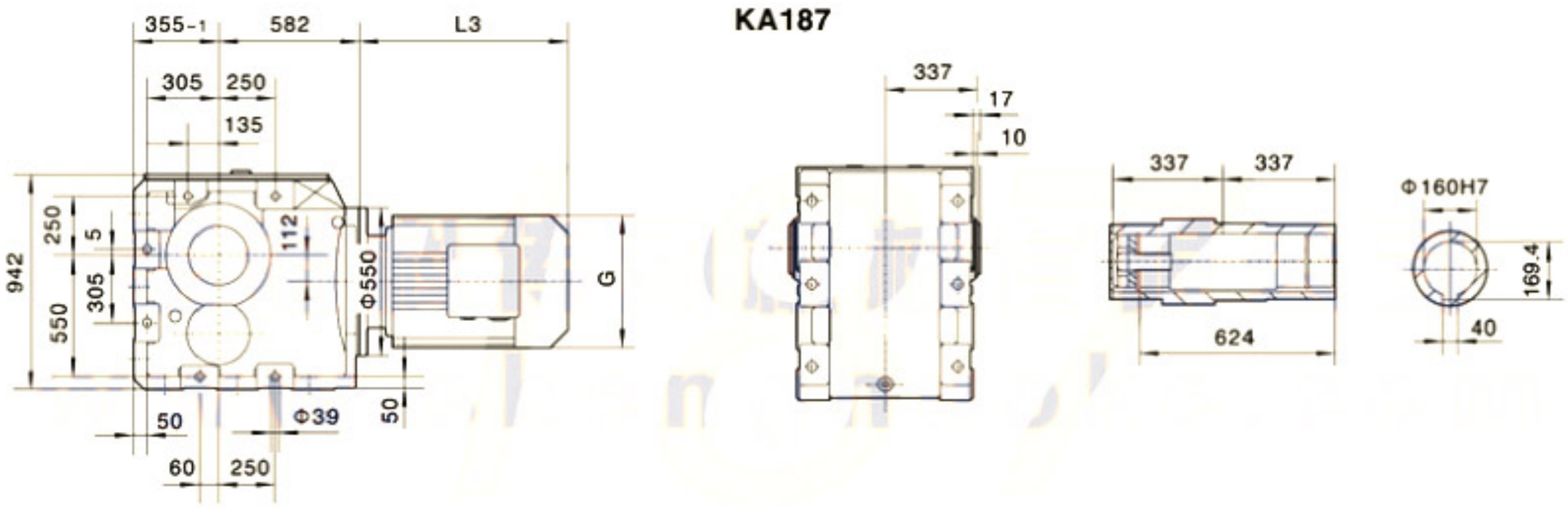

电机需方配或配特殊电机时
需加联接法兰

K..S187

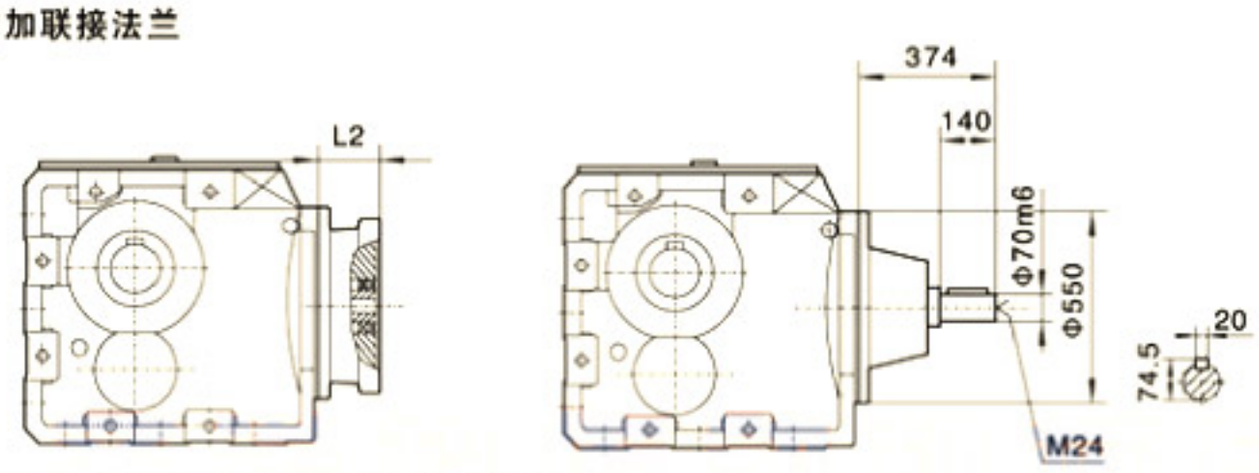

K..187R97(R107)

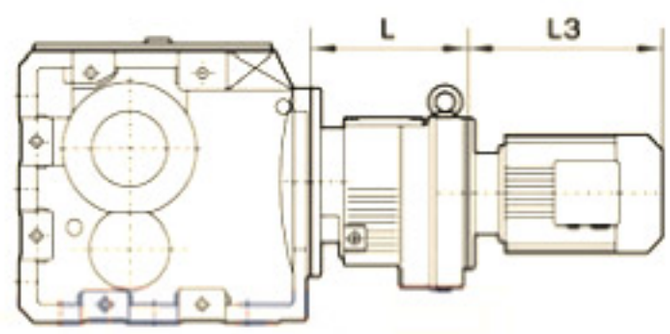

When equipping the user's motor or the special one,the flange is required to connected.

注:其余尺寸见相对应结构形式
Note:For other values please refer to the opposited structure.

	K..187R97	K..187R107
L	320	370

Y2电机机座号 Motor size	160M	160L	180M	180L	200	225S	225M	250	280S	280M	315S	315M	315L	
功率/4P Power/(kW)	11	15	18.5	22	30	37	45	55	75	90	110	132	160	200
L3	567	602	635	666	642	669	691	770	828	879	1100	1180	1270	
G	330	330	380	380	420	470	470	510	580	580	645	645	645	
L2	143	143	143	143	143	143	143	143	143	143	145	145	145	

注:1.KA、KF、KAF、KAZ壳体为通用件,安装尺寸均可相互参照. 2."K.."表示K、KA、KF、KAF、KAZ、KAB.
Note:1.The housings of KA、KF、KAF、KAZ are common parts.The mounting dimensions may consult each other. 2."K.."mean K、KA、KF、KAF、KAZ、KAB.

安装、使用、润滑说明

一般说明

减速机的安装、操作、维护保养和修理人员均需阅读和理解本说明并遵守其中的规定。若因违反本说明的规定而造成的任何损伤和停机，本公司概不负责。

注意事项

■一定不能用高压清理设备清洁减速机。

■对减速机所进行检修、保养、维护、安装都必须在减速机不工作的情况下进行。

■在减速机上不得进行焊接工作，也不得用作焊接工作的接地点。焊接会造成精密轮齿和轴承的不可修复的损坏。

■如果在减速机的运行过程中发现了任何异常现象（例如过热或者不正常的噪声等），应该立即停机检查。

■凡是旋转的零部件必须配备合适的防护罩以防止人员的意外接触，例如联轴器，液力偶合器，齿轮，驱动皮带轮等。

■一定要遵守减速机上所附加的说明，例如铭牌、指示方向的箭头等。这些铭牌和标记上面不得有灰尘和油漆。

■在组装或者解体工作中损坏了的螺栓一定要用同等强度和类型的新螺栓更换。

■安装升降机时，台架面上的孔，在满足丝杆能方便通过的前提下，应尽可能小。

■根据减速机的操作条件，减速机的表面、润滑油和零部件可能会达到相当高的温度，小心烫伤！

■当更换润滑油的时候，要谨慎小心不要被热油烫伤。

■减速机应该放置在无振动的干燥木制基座上并遮盖好。当储存减速机和任何单独的零部件的时候一定要做好防锈措施，以免生锈，储存时不得将减速机叠放在一起。

■除订货合同中另外有所规定，否则减速机不得储存在或工作在强酸、强碱、低温、高温和重度的空气污染、潮湿，具有化学物品的场所。

■在搬运减速机时，一定要特别小心，应防止撞击轴端，因为这样将有可能造成减速机的损坏，在吊运减速机时，不得将吊环螺钉挂在轴端处的螺纹上。

■除订货合同中另外有所规定，减速机和无级变速机工作环境温度不超过40摄氏度，温升低于40摄氏度。

Installation、usage、lubrication

General

It must be read and understood by operators、maintenance and repair persons. And they must comply with all regulations in this manual. Any damages and stop of machine caused by wrong operation will be buyer's responsibility.

Notes

■ Gear units can not be cleaned by high-pressure cleaning machine.

■ Repair、 maintenance、installation must be made with gear unit powered off.

■ No welding can be made on gear units, and it cannot be a welding ground point. Welding will cause irreparability of precision gears and shafts.

■ During running, gear units must be stopped immediately for check once any problem (such as over heated and high noise) occurs.

■ Any rotating parts will be equipped with appropriate shields in order to keep it from accidental touch. Such as couplings、hydraulic couplings、gears、driving belt wheels.

■ Please note the instructions attached on gear units, such as label、arrow indicating direction. And they will be kept clean without dust and oil.

■ The bolts damaged in installation or dismantlement should be replaced with new one of the same tension and type.

■ When installing screw jacks, the screw holes in mounting plate should be as small as possible up to bolts' diameter.

■ When gear units running, its temperature may get up to a high point, please take care, there is a danger of scald.

■ When changing lubrication, please be careful not to be scalded by hot oil.

■ Gear units should be put on dry wooden non-vibration base and be covered. When storing gear units and their components, we should take rust-proof measures, and we cannot pile up gear units.

■ Unless there are special requirements in contracts, gear units cannot be stored or work in places with acid、alkali、low temperature、high temperature、heavy air pollution、damp、chemical products.

■ When removing gear units, please be careful to avoid knocking shaft end and damaging; when swinging them, bolts of swinging rings cannot put in screw holes in the shaft ends.

■ Unless there are special requirements in contracts, ambient temperature of gear units and variable speed drives is below 40℃, and temperature rise should lower 40℃.

■ 减速机应在许用转矩范围内使用，超扭矩使用应在输出轴上装安全装置，以免减速机损坏。

■ 各种减速机适用于连续运转，并允许正反两向运转。(配逆止器时除外)

■ 若出现安装方位变动，一般情况下调换油镜、油塞、通气帽即可。

■ 备件一定要从本公司购买。

■ Gear units should run under permissible torque, safety devices should be equipped to avoid damage if load is larger permissible torque.

■ Gear units can run continuously and are permitted to rotate in both directions.

■ If mounting position changes, the positions of breather screw、oil level、oil drain plug will be change with each other as usual.

■ Spare parts must be purchased from buyer's.

安装与拆卸

关于安装的综合信息：在户外安装时应该避免阳光的直射，一定要避免热力集中影响减速机的正常性能。

整机安装

1）准备刚性好的基础或牢固的台架来安装传动设备，同时也需充分考虑即使加上最大载荷也不至于改变装配好后各部件的位置。

2）底座式安装应校准中心高，联轴器联接时应校准两轴的同轴度；柔性联轴器时浮动量不超过联轴器的允许范围，刚性连接时保证各安装联接的形位公差；长轴联接还要考虑轴的足够刚度。

3）法兰式安装，凸肩（或凹肩）应配合良好，以免错位。法兰式安装并配空心轴联接时，特别应保证联接处的形位公差。

4）扭力臂安装，空心轴与工作轴应配合良好，工作轴的浮动或设备振动应小于弹性块允许的范围，力臂应固定并锁紧。

5）在减速机上安装驱动零件时（如联轴器、齿轮、链轮等），如果需要预加热，则必须保护好轴上的油封，要用防热屏减少热辐射。

6）输出轴加装联轴器、皮带轮、齿轮、链轮等时，请勿重击，应用输出轴外端螺孔，压入连接件。皮带轮、链轮、搅拌式还需考虑径向力。

Installation and dismantlement

Installing gear units should avoid direct sunshine and heat concentration to guarantee smooth running.

Installation of whole units

1) Please choose foundation with good rigidity or stable plat form to install transmission devices. In the meantime, also should take full consideration that the positions of all parts will not change even if maximum torque is loaded on units.

2) Choosing foot-mount, the height of centre line should be calibrated; Choosing coupling-connect, coaxiality should be calibrated; Choosing flexible coupling, run-out should keep within permissible values; Choosing rigid coupling, contour and position tolerance should be guaranteed; Choosing long coupling, rigidity of shaft should be enough.

3) Flange-mount, protruding or concave steps should inosculate with housings; using hollow shaft, contour and position tolerance at connection parts should be guaranteed.

4) Torque-arm-mount, hollow shafts should be fit with working shafts; run-out of working shafts and vibration of units should be within range of vibration values, torque arm should be fixed and locked.

5) Mounting driving parts such as couplings、gears、gear chains, if pre-heat is necessary, seal should be protected by using heat-proof shelter to diminish heat radiation.

6) Installing couplings、belt wheels、gears、chain gears on output shafts, please use screw hole in shaft end to press them in the correct position (see following pictures). And radial force should be considered in case of Belt wheel、chain gears and agitation mode.

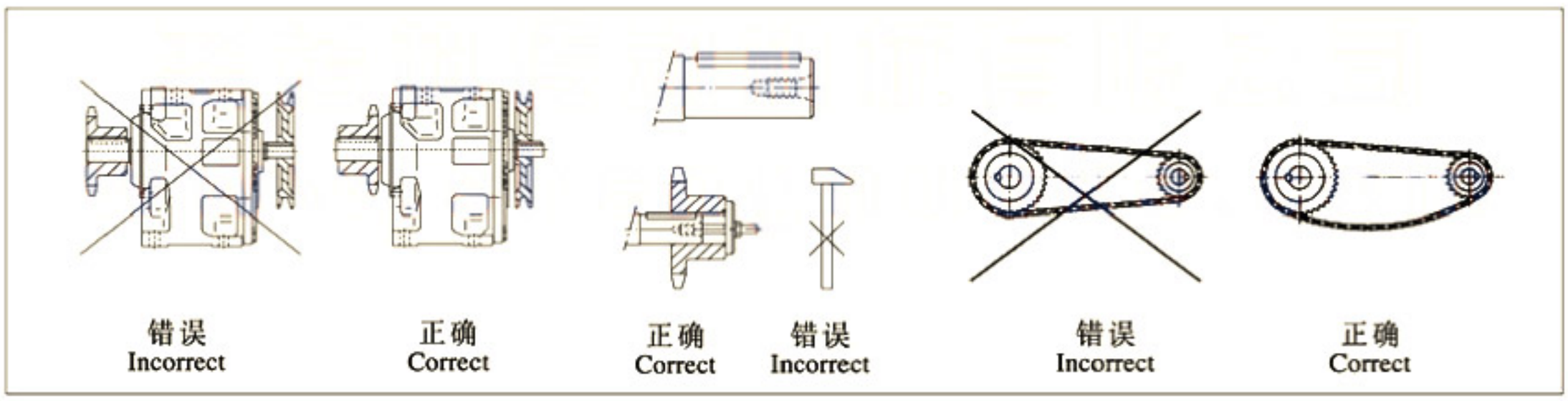

7）空心轴与实心轴连接时，应清理干净并涂防锈油(空心轴一定要精密对中)。除了在图中所示的螺母和螺杆以外，还可以使用其它类型的装置例(如液压提升装置)。

7) When connecting hollow shaft and solid shaft, please clean the surface and put anti-corrosive oil on it. When connecting, besides nuts and threads illustrated in the drawing below, other installing tools such as oil hydraulic devices can be used.

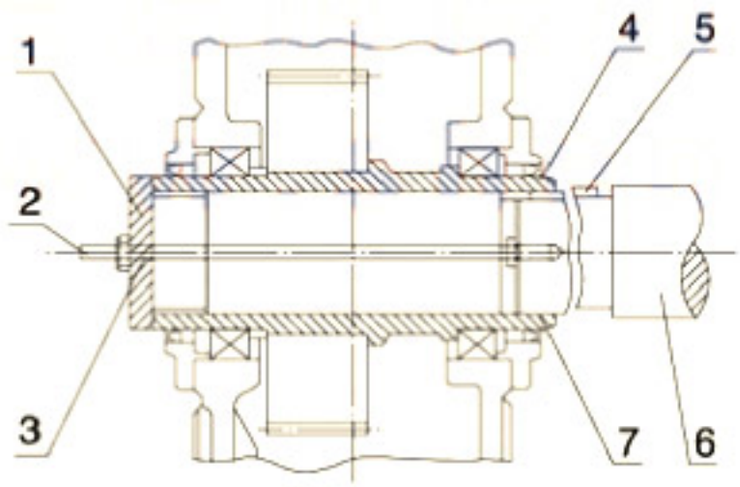

1 端板 Pressure plate
2 螺母 Nut
3 螺杆 Thread
4 空心轴 Hollow shaft
5 平键 Key
6 机器轴 Shaft
7 螺母 Nut

8）当空心轴配置收缩盘时，为了安全起见在收缩盘上应加防护罩；空心轴的孔和工作轴在收缩盘的区域里面一定不能有润滑脂。在安装机器的轴之前不要拧紧紧固螺栓。

8) When hollow shaft equipped with shrink disk, protect shield should be installed on shrink disk for safety. Connecting area (equipped shrink disk) of hollow shaft and solid shaft must not be put lubrication cream. Before installing solid shaft, not tighten binding bolts.

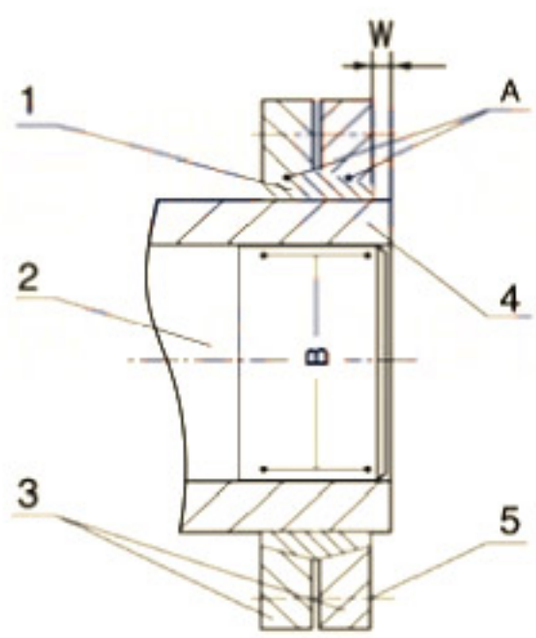

1 内 环 Inner ring
2 机器轴 Solid shaft
3 外环 Outer ring
4 空心轴 Hollow shaft
5 紧固螺栓 Binding bolt
A 有润滑脂的部位 Lubrication area
B 绝对不能有润滑脂的部位 Non lubrication area
W 安装高度 Installation height

9）安装螺栓一般情况下采用8.8级，如果有高温或者振动冲击等情况，请在螺纹连接处作好防松措施。各个紧固螺栓的拧紧扭矩见下表：

9) Generally fixing bolts adopt GBT8.8. In case of high temperature and vibration, please take anti-loose measures. The tightening torques of binding bolts as follows

螺栓大小（mm） Diameter of bolt	预紧力矩（N·m） Pre-binding-torque	螺栓大小（mm） Length of bolt	预紧力矩（N·m） Pre-binding torque
M6	15	M30	2000
M8	36	M36	3560
M10	72	M42	5720
M12	123	M48	8640
M16	295	M56	13850
M20	580	M64	14300
M24	1000	M72	20800

拆卸

1）空心轴的拆卸

根据现场实际可使用的设备，可以用端板上的螺杆（参见下图）、中心螺杆或者液压提升装置将减速机从机器轴上脱下来。空心轴的每个端面都配备了 2 个螺丝孔可以拧入固定端板的螺栓。

Dismantlement

1)Dismantle hollow shaft

According to tools available on the spot, Bolts on pressure plate、center bolt、oil hydraulic device are available to dismantle gear units from driven solid shaft. There are two screw holes in the end surface of hollow shaft for tightening bolts fixing pressure plate.

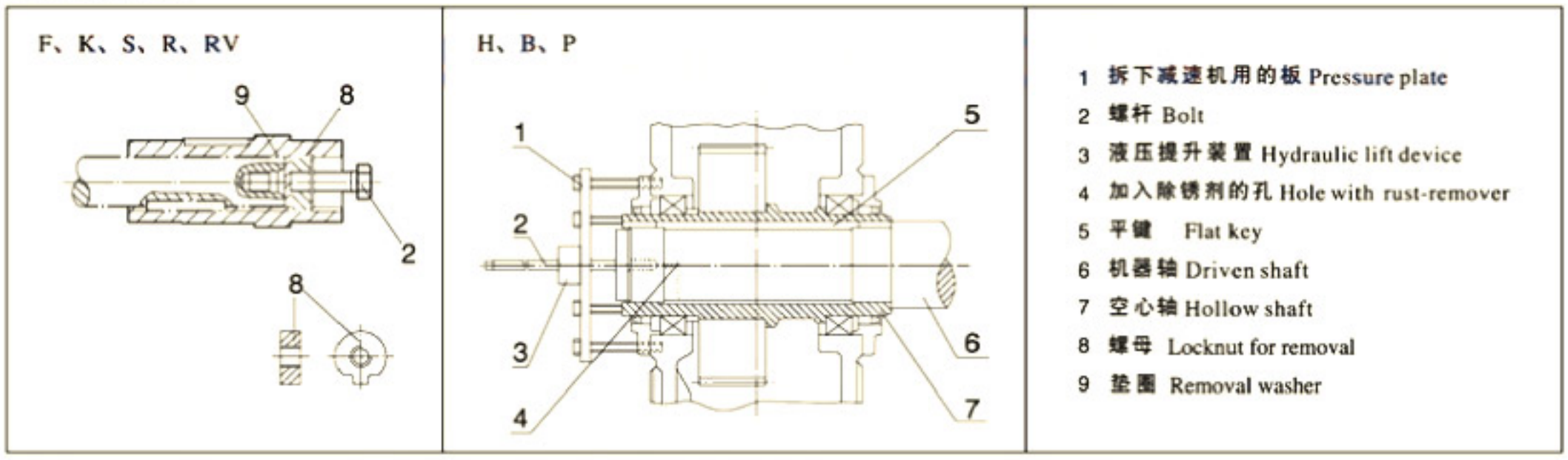

注：端板和辅助板不在供货范围内。（空心轴端螺纹孔的分布和大小请参照本公司技术图纸）。

Note: Pressure plate and attached plate are not included in shipment. (Serew holes on hollow shaft end refer to drawings)

2）当空心轴配置收缩盘时，在首次受力之前一定不能拆下来。拆卸时严禁按照相邻的顺序松开螺栓。

2) When hollow shaft equipped with shrink disk, it is prohibited to loosen bolts one by one in a round way.

润滑与冷却

润滑

1）润滑油的选择：

1) Choosing lubrication oil, as following table:

系　列 Series of ruducer	环境温度 Ambient temperature -50 0℃ +50 +100	ISO粘度与NLGI相应 Adhesiveness of ISO and NLGI unitive	Esso	Mobil	Shell	GB牌号 L-CK
R. F. K.	-25 +80	VG220		Mobil Glygoyle 30	Shell Tivela OIWB	N220
	0 +40	VG220	SPARTAN EP 220	Mobilgear 630	Shell Omala OI220	N220
	-15 +25	VG150 VG100	SPARTAN EP 150	Mobilgear 629	Shell Omala OI 100	N150
	-30 +10	VG68-46 VG32	ESSOATF D-21611	Mobil D.T.E. 15M	Shell Tellus OI T 32	N68
	-20	VG22 VG15	UNIVIS J 13	Mobil D.T.E. 11M	Shell Tellus OI T 15	N22
	-45 0 +60	VG680		Mobil Glygoyle HE 680		N680
S	0 +40	VG680	SPARTAN EP 680	Mobilgear 636	Shell Omala OI 680	N680
	-15 +25	VG220	SPARTAN EP 220	Mobilgear 630	Shell Omala OI 220	N220
	-20 +10	VG150 VG100	SPARTAN EP 150	Mobil D.T.E. 18M	Shell Omala OI 100	N150
	-25 +10	VG220		Mobil Glygoyle 30		N220
	-45-20	VG22 VG15	UNIVIS J 13	Mobil D.T.E. 11M	Shell Tellus OI T 15	N22、N15

2）润滑油的更换

要用和原来的润滑油同一牌号、同一厂家的润滑油。更换润滑油品种时，要用润滑油将减速机箱体里面的沉积物、金属颗粒和残留的润滑油都冲洗干净。

对于升降机在其正常工作前，都必须对丝杆表面涂抹润滑油脂，将丝杆升到最大行程，然后在丝杆表面涂抹润滑油脂。

3）润滑方式：

A. 油池润滑：一般情况下减速机都采用油池飞溅润滑；

B. 浸油润滑：所有的齿轮和轴承都浸没在润滑油里面；

C. 强制润滑：是靠辅助设备将润滑油强制压入齿轮箱内对轴承和齿轮进行润滑的。

D. 稀油站集中润滑：客户可以根据实际情况自配润滑系统。

Lubrication and cooling

Lubrication

2) Change of lubrication oil

Changing lubrication oil, it must be the same type and produced by the same factory. If type is different, must completely remove deposits、metal grains、residues of the old oil in housing with new lubrication oil.

Before screw jacks running, must lubricate screw threads with lubrication cream. Let threads get up to highest point and lubricate threads.

3) Lubrication methods

A. Splash lubrication: generally gear units adopt or splash lubrication.

B. Oil-bath lubrication: all gears and bearings must immerse in oil.

C. Forced lubrication: attached devices press oil into housing to lubricate gears and bearings.

D. Oil tank lubrication: Customers can equip lubrication system accordingly.

冷却

根据要求，有些减速机可配备风扇、冷却螺旋管、水冷或者空冷的润滑油冷却系统或者单独的供油系统。在单独的供油系统的情况下，一定要遵守有关这些装置的规定。

1）风扇：

带有风扇的减速机，在安装联轴器或其它零部件的安全防护罩的时一定要留出足够的空间让空气进入。所留出空间的正确尺寸请参照我公司技术图纸。一定要将风扇罩固定好并防止外界的损坏而且不能和风扇叶接触。

2）冷却螺旋管：

冷却水要由用户自行提供。自来水、海水还是半咸水都可以进行冷却，在连接冷却水的螺旋管之前要先将堵头从冷却水盘管的连接衬套上取下来并彻底冲洗螺旋管将赃物清理干净。（冷却水的流量请参照我公司技术图纸。）

注：冷却水可以任意方向流过减速机。冷却水的压力不得超过8巴。为了避免过高的压力，冷却水的入口必须要配备一个流量控制装置，例如减压阀或者截止阀。

Cooling

For different requirements, gear units can be equipped with cooling fans、cooling coils、water or air cooling systems、separate oil supply systems. Under condition of separate oil supply system, please comply with its operation regulations.

1)Cooling fan:

When gear units with cooling fans are installed safety shield of couplings or other spare parts, enough space should be left to let air get into. The dimension of the space refers to our technical drawings. The fan shield should be fastened and protected against damage, and cannot touch the leaves of fan.

2)Cooling coil:

Cooling water is supplied by customers. Tap water、seawater、half salt water can applied to cooling. Before installing cooling coils, please get the plug off the coil clean it. (water flux refer to our technical drawings)

Note: Cooling water can flow through gear units in all directions. The pressure of cooling water cannot exceed 8 bar. To avoid higher pressure, a flux controller should be installed at the entrance of cooling coil such as decompression valve or cut-off.

起动

要遵守“安全说明”中的规定。

添加润滑油：

本公司产品一般都未带润滑油出厂，在设备运行前请先加入润滑油。

核查设备：

1）检查油面高度，润滑油冷却或者供油系统管路的密封性。
2）检查冷却装置，截止阀的开启状态
3）配备了止回装置的减速机，检查电机接线是否正确。
4）检查轴封是否有效。
5）检查旋转的零部件是否与其它零件接触。

配置了电动油泵的减速机应当保证在启动设备前首先开启油泵电机。

Start up

Please comply with the regulations in safety instructions

Add lubrication oil:

Generally there is no lubrication oil in our products. Please add oil before machines begin running.

Verify machines:

1)Check oil level、air-proof of cooling system or oil supply system.
2)Check the open-and-close state of cooling devices and cut-off.
3)Check the position of input wires when gear units are equipped with anti-counter-rotation devices.
4)Check validity of seals.
5)Check ifthe rotating components touch other ones.

Make sure that electric oil pump should stat up before the start-up of gear units.

故障、原因和措施

维修工作一定要由经过培训的素质合格的人员谨慎地进行。

Malfunction、cause and measure

Maintenance should be made by qualified workers .

故障 Malfunction	原因 Causes	措施 Measures
在减速机的紧固件处有大的噪声 High noise at tightening parts	紧固件松动了 Loose of tightening parts	将螺栓/螺母拧紧到规定的扭矩。 更换损坏了的螺栓/螺母。 Tighten nut bolt to correct state Replace damaged nut/bolt
减速机的噪声变化 Changing noise	齿轮的轮齿发生了损坏 Teeth of gears get damaged	和客户服务部联系。 检查所有零件上的齿，更换损坏了的零件。 Consult after-sales department Check teeth of gears and replace damaged one.
	轴承间隙过大 Clearance of bearings too big	和售后服务部联系。 调整轴承的间隙。 Consult after-sales department Adjust the clearance of bearings
	轴承损坏 Bearings get damaged	和客户服务部联系。 更换损坏的轴承。 Consult after-sales department Replace damaged bearings

故障 Malfunction	原因 Causes	措施 Measures
轴承温度升高 Bearing temperature rise	箱体里面的油面过高或过低 Oil level is too high or low	在室温下检查油面的高度并按需加油。 Check oil level at room temperature and add on reduce oil
	油过于陈旧 Oil is used too long	和售后服务部联系。 —检查上次换油的时间。 Consult after-sales department. Check the date that oil be replaced last time.
	油泵的机械故障 Malfunction of oil pump	和售后服务部联系。 检查油泵的工作是否正常，修理或换新的油泵。 Consult after-sales department. Check if pump works normally, repair or replace it.
	轴承损坏 Bearing damage	和售后服务部联系。 —查阅操作人员在振动测量中所获得的数据。 —检查并按需更换轴承。 Consult after-sales department. —Look up the date about vibration. —Check and replace it on request.
工作温度过高 working temperature too high	箱体里面的油面过高 Oil level is too high	检查油面的高度，如果有必要的话，调整。 Check oil level, and adjust if necessary .
	油过于陈旧 Oil is used too long	和售后服务部联系。 检查上一次换油的时间，如果有必要的话就更换。 Consult after-sales department. Check the date that oil was replaced last time, replace it if necessary.
	油受到严重污染 Oil is polluted seriously	和售后服务部联系。 —换油。 Consult after-sales department. —Replace oil.
	在配备了润滑油冷却系统的减速机上：冷却剂的流量过低或者过高 Flux of cooling material is too high or low	全面调节进口和出口管道的阀门。 检查水冷装置的自由流量。 Adjust entrance and exit valves. Check the flux of water cooling devices.
	通过水冷装置的油流过低，其原因是：滤油器严重堵塞 Oil flux through water cooling devices is too low	清理滤油器。 Clean oil filter.
	油泵的机械故障 油泵损坏 Malfunction of oil pump oil pump damage	和售后服务部联系。 —检查油泵的功能是否正常。 —修理或者换新。 Consult after-sales department. —Check of oil pump works normally. —Repair or replace it.
	在配备了风扇的减速机上：风扇罩的空气入口和/或箱体严重污染 Entrance of fan shield and housing polluted seriously	清理风扇罩和箱体。 Cleanse fan shield and housing.
	配备了冷却螺旋管的减速机：冷却螺旋管里面结垢 Residues in cooling coil	和售后服务部联系。 —清理或者更换螺旋管。 Consult after-sales department. —Clean or replace cooling coil.

故障 Malfunction	原因 Causes	措施 Measures
轴承处的振幅升高 Swing at bearing higher	轴承损坏 Bearing is damaged	和售后服务部联系。 —检查并按需更换轴承。 Consult after-sales department. —Check and replace bearing.
	齿轮损坏 Gear is damaged	和售后服务部联系。 —检查并按需更换齿轮。 Consult after-sales department. —Check and replaces gears.
止回装置的温度过高止回功能的失效 Temperature of anti-backstop too high and it becomes malfunction	止回装置损坏 Anti-backstop becomes malfunction	和售后服务部联系。 —检查并按需更换止回装置。 Consult after-sales department. —Replace anti-backstop
减速机漏油 Oil-leak of gear unit	箱体盖或者联接处的密封不良 Sealing at cover and connection notin good state	检查密封和连接处，如果必要的话，更换新的。将连接处密封好。 Check air-proof and connection part, replace them if necessary, and seal up connection part.
	径向轴封环失效 Shaft seal is malfunction	和售后服务部联系。 —换新的径向密封环。 Consult after-sales department. —Replace it.
油中有水 Water in oil	油中有杂物 Mixer in oil	用试管检查油的状态是否有水分存在。 实验室分析油。 Classify if there is water in oil by using tube. Analyse oil in laboratory.
	润滑油冷却器或者冷却螺旋管失效 Cooling coil is of mal-fanction	和售后服务部联系。 —找出并修理泄漏之处。 —更换冷却器或者螺旋管。 Consult after-sales department. —Find out and repair leakage place. —replace cooling coil
	减速机受到机器间通风过来的凉空气而产生凝露 Cool air will cause water drop in gear unit.	用合适的保温材料将减速机保护起来。 关闭空气的出口或者在结构上改变其方向。 Shelter gear units with proper

注：对于客户自己无法排除的故障请和我公司售后服务部联系。

Note: Please consult after-sales department, if malfunction can not be removed by consumer s tehmselves.

保养

用户要定期对减速机进行维护和保养，要定期检查润滑油的使用状态，定期清理通气帽、风扇、冷凝管和减速机表面的灰尘和异物，保持减速机清洁，保证减速机的正常运行。

Maintenance

Users must maintain gear units periodically check oil state periodically clean breather screw, fan, cooling coil and surface of gear units periodically.Keep gear units clean and assure that gear units work smoothly.

措施期限备注:

	Maintenance periods:
检查油温 Check oil temperature	每日 Everyday
检查减速机的不正常的噪声 Check abnormal noise of gear units	每日 Everyday
检查油面高度 Check oil level	每月 Every month
检查减速机的漏油 Check leakage	每月 Every month
检验油中的水分 Analyse water	400工作小时后，至少每年一次 Every 400 working hours. At least 1 years.
在起动之后的首次换油 Replace oil first time after start up	在400工作小时后 Every 400 working hours.
其后的换油 Afterward oil replacement	每18个月或者5000工作小时 Every 18 months or 5000 working hours
清理滤油器 Clean oil filter	每3个月 Every 3 months
清理通气帽 Clean breathe screw	每3个月 Every 3 months
清理风扇、风扇罩和减速机箱体 Clean fan, fan shield and housing	和换油同时进行 At the same time as replacing oil
检查冷却螺旋管的沉积物 Check residues in cooling coil.	大约每2 年，和换油同时进行 Every 2 years and the same time as replacing oil
检查润滑油空气冷却器 Check air-cooling devices	和换油同时进行 At the same time as replacing oil
检查润滑油水冷却器 Check water-cooling devices	和换油同时进行 At the same time as replacing oil
检查紧固螺栓的紧固程度 Check tightening bolt	第一次换油后，其后每隔一次换油 After first replacing oil, every 2times of replacing oil
对于减速机的全面检查 Make an over all check	大约每2 年和换油同时进行 Every 2 years and coincide with replacing oil